

Anti-TANGO2 antibody



Catalog Number: 175257

Product name

Anti-TANGO2 antibody

Specificity

Human, Mouse, Rat, Chicken, Dog, Pig, Cow, Horse, Zebrafish

Antibody description

Rabbit polyclonal antibody to TANGO2

Preparation

This antigen of this antibody was klh conjugated synthetic peptide derived from human c22orf25 21-120/276

Formulation

Liquid, 0.01M TBS(pH7.4) with 1% BSA, 0.03% Proclin300 and 50% Glycerol.

Storage

Store at -20°C for one year. Avoid repeated freeze/thaw cycles. The lyophilized antibody is stable at room temperature for at least one month and for greater than a year when kept at -20°C. When reconstituted in sterile pH 7.4 0.01M PBS or diluent of antibody the antibody is stable for at least two weeks at 2-4°C.

Clonality

Polyclonal

Ig Type

Rabbit IgG

Applications

WB, IHC-P

Dilutions

WB:1:500-2000

IHC-P:1:400-800

Validations

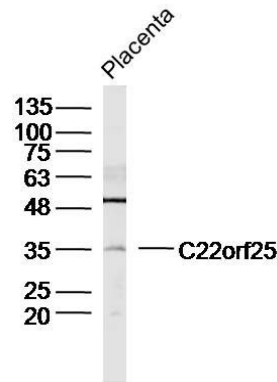
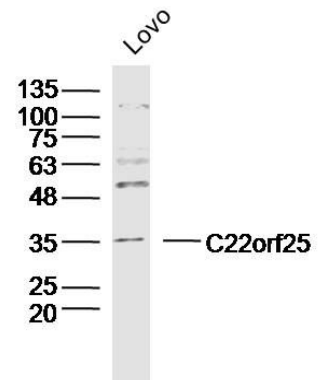
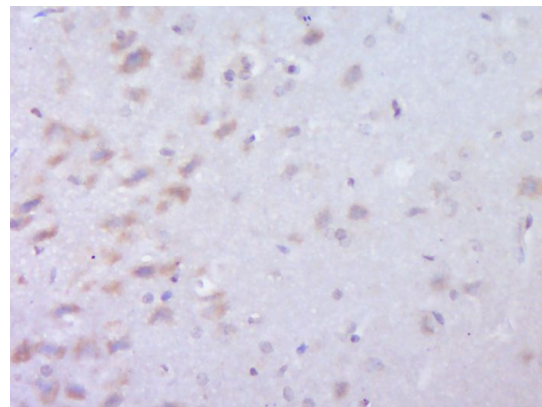


Fig1: Sample:Placenta (Mouse) Lysate at 40 ug; Primary: Anti- C22orf25 at 1/300 dilution; Secondary: IRDye800CW Goat Anti-Rabbit IgG at 1/20000 dilution; Predicted band size: 31kD;



Observed band size: 35kD

Fig2: Sample:Lovo Cell (Human) Lysate at 30 ug; Primary: Anti- C22orf25 at 1/300 dilution; Secondary: IRDye800CW Goat Anti-Rabbit IgG at 1/20000 dilution; Predicted band size: 31kD; Observed band size: 35kD



Anti-TANGO2 antibody



Catalog Number: 175257

Fig3: Paraformaldehyde-fixed, paraffin embedded (Rat brain); Antigen retrieval by boiling in sodium citrate buffer (pH6.0) for 15min; Block endogenous peroxidase by 3% hydrogen peroxide for 20 minutes; Blocking buffer (normal goat

serum) at 37°C for 30min; Antibody incubation with (C22orf25) Polyclonal Antibody, Unconjugated at 1:400 overnight at 4°C, followed by operating according to SP Kit(Rabbit) (sp-0023) instructions and DAB staining.