

HARS2 antibody

Catalog Number: 111257

Product name

HARS2 antibody

WB: 1:200-1:2000

IP: 1:200-1:2000

Specificity


Human, Mouse, Rat; other species not tested.

IHC: 1:20-1:200

Antibody description

HARS2 Rabbit Polyclonal antibody. Positive IHC detected in human breast cancer tissue, human kidney tissue. Positive WB detected in MCF7 cells, HEK-293 cells, human heart tissue, mouse kidney tissue. Positive IP detected in HEK-293 cells. Observed molecular weight by Western-blot: 50-55 kDa

Validations



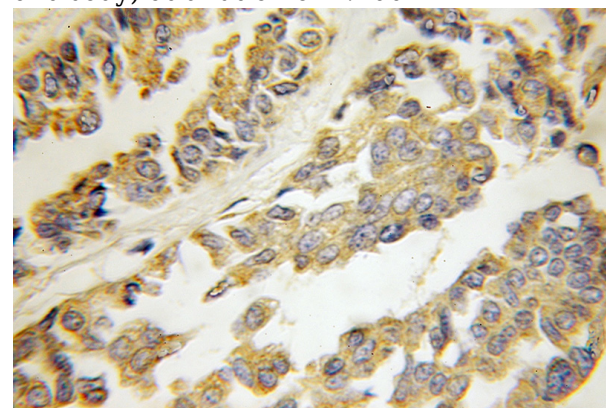
Preparation

This antibody was obtained by immunization of HARS2 recombinant protein (Accession Number: NM_012208). Purification method: Antigen affinity purified.

MCF7 cells were subjected to SDS PAGE followed by western blot with Catalog No:111257(HARS2 antibody) at dilution of 1:200

Formulation

PBS with 0.02% sodium azide and 50% glycerol pH 7.3.



Storage

Store at -20°C. DO NOT ALIQUOT

Clonality

Polyclonal

Immunohistochemical of paraffin-embedded human breast cancer using Catalog No:111257(HARS2 antibody) at dilution of 1:50

Ig Type

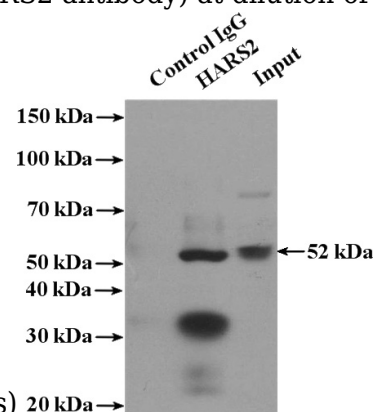
Rabbit IgG

Applications

ELISA, WB, IHC, IP

Dilutions

Recommended Dilution:



(under 10x lens) 20 kDa →

HARS2 antibody



Catalog Number: 111257

IP Result of anti-HARS2 (IP:Catalog No:111257,

4ug; Detection:Catalog No:111257 1:500) with
HEK-293 cells lysate 3000ug.