

HYAL1 Polyclonal Antibody

Catalog Number: 164957

Product name

HYAL1 Polyclonal Antibody

Specificity

Human, Mouse, Rat

Antibody description

Polyclonal antibody to HYAL1

Preparation

Antigen: Recombinant fusion protein containing a sequence corresponding to amino acids 136-435 of human HYAL1 (NP_149349.2).

Formulation

PBS with 0.02% sodium azide, 50% glycerol, pH7.3.

Storage

Store at -20°C. Avoid freeze / thaw cycles.

Clonality

Polyclonal

Ig Type

Rabbit IgG

Applications

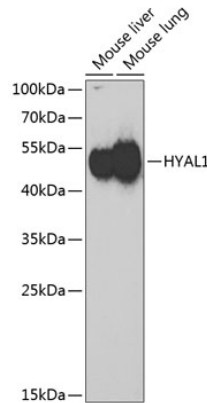
WB, IHC

Dilutions

WB 1:500 - 1:2000

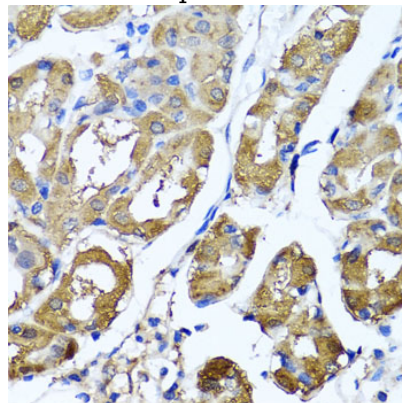
IHC 1:50 - 1:200

Validations



Western blot - HYAL1 Polyclonal Antibody

Western blot analysis of extracts of various cell lines, using HYAL1 Antibody at 1:1000 dilution. Secondary antibody: HRP Goat Anti-Rabbit IgG (H+L) at 1:10000 dilution. Lysates/proteins: 25ug per lane. Blocking buffer: 3% nonfat dry milk in TBST. Detection: ECL Basic Kit. Exposure time: 90s.



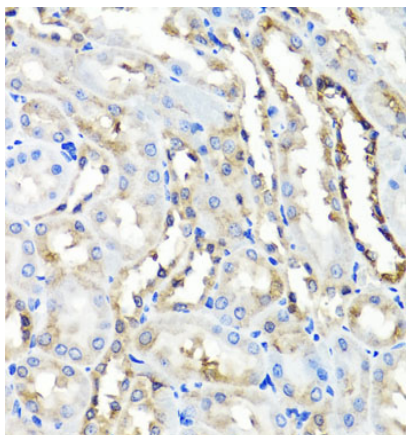
Immunohistochemistry - HYAL1 Polyclonal Antibody

Immunohistochemistry of paraffin-embedded human liver injury using HYAL1 antibody at dilution of 1:100 (40x lens).

HYAL1 Polyclonal Antibody

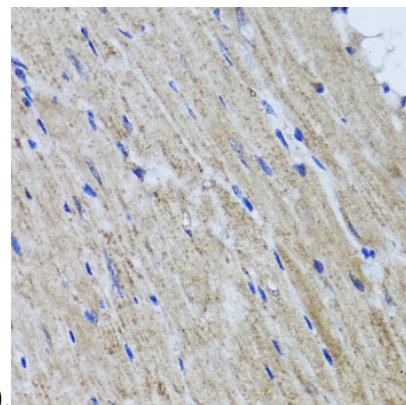


Catalog Number: 164957



Immunohistochemistry - HYAL1 Polyclonal Antibody

Immunohistochemistry of paraffin-embedded human stomach using HYAL1 antibody at dilution



of 1:100 (40x lens).

Immunohistochemistry - HYAL1 Polyclonal Antibody

Immunohistochemistry of paraffin-embedded rat kidney using HYAL1 antibody at dilution of 1:100 (40x lens).