

NYX Polyclonal Antibody



Catalog Number: 165557

Product name

NYX Polyclonal Antibody

Specificity

Human, Mouse

Antibody description

Polyclonal antibody to NYX

Preparation

Antigen: Recombinant fusion protein containing a sequence corresponding to amino acids 282-481 of human NYX (NP_072089.1).

Formulation

PBS with 0.02% sodium azide, 50% glycerol, pH7.3.

Storage

Store at -20°C. Avoid freeze / thaw cycles.

Clonality

Polyclonal

Ig Type

Rabbit IgG

Applications

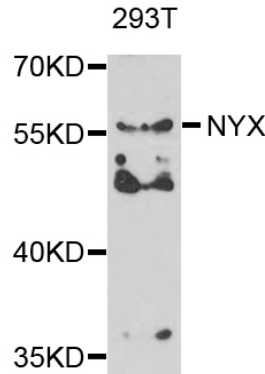
WB, IHC

Dilutions

WB 1:500 - 1:2000

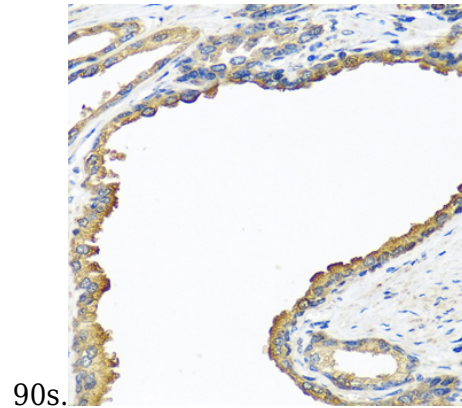
IHC 1:50 - 1:100

Validations



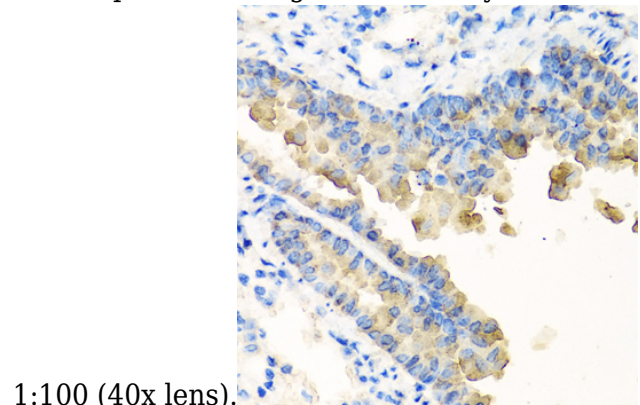
Western blot - NYX Polyclonal Antibody

Western blot analysis of extracts of 293T cells, using NYX antibody at 1:1000 dilution. Secondary antibody: HRP Goat Anti-Rabbit IgG (H+L) at 1:10000 dilution. Lysates/proteins: 25ug per lane. Blocking buffer: 3% nonfat dry milk in TBST. Detection: ECL Basic Kit. Exposure time:



Immunohistochemistry - NYX Polyclonal Antibody

Immunohistochemistry of paraffin-embedded human prostate using NYX antibody at dilution of



Immunohistochemistry - NYX Polyclonal Antibody

NYX Polyclonal Antibody



Catalog Number: 165557

Immunohistochemistry of paraffin-embedded

mouse lung using NYX antibody at dilution of
1:100 (40x lens).