

Chromogranin A antibody



Catalog Number: 107157

Product name

Chromogranin A antibody

Specificity

Human, Rat; other species not tested.

Antibody description

Chromogranin A Mouse Monoclonal antibody. Positive WB detected in rat pancreas tissue, human adrenal gland tissue, Transfected HEK-293 cells. Positive IHC detected in human pancreas tissue, human colon tissue. Observed molecular weight by Western-blot: 70 kDa

Preparation

This antibody was obtained by immunization of Chromogranin A recombinant protein (Accession Number: NM_001275). Purification method: Protein G purified.

Formulation

PBS with 0.1% sodium azide and 50% glycerol pH 7.3.

Storage

Store at -20°C. DO NOT ALIQUOT

Clonality

Monoclonal

Ig Type

Mouse IgG1

Applications

ELISA, WB, IHC

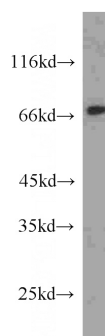
Dilutions

Recommended Dilution:

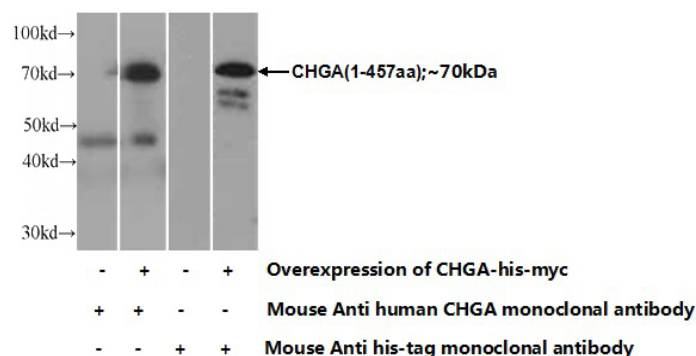
WB: 1:500-1:5000

IHC: 1:50-1:500

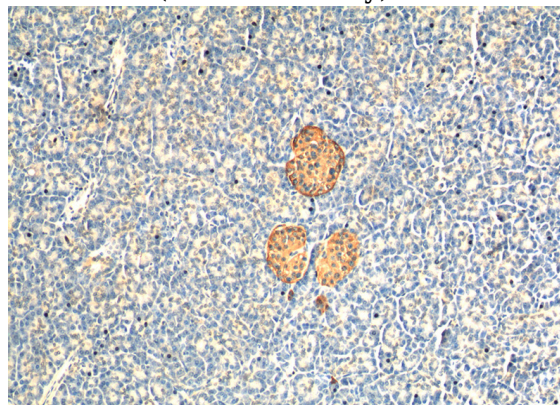
Validations



rat pancreas tissue were subjected to SDS PAGE followed by western blot with Catalog No:107157(CHGA antibody) at dilution of 1:1000



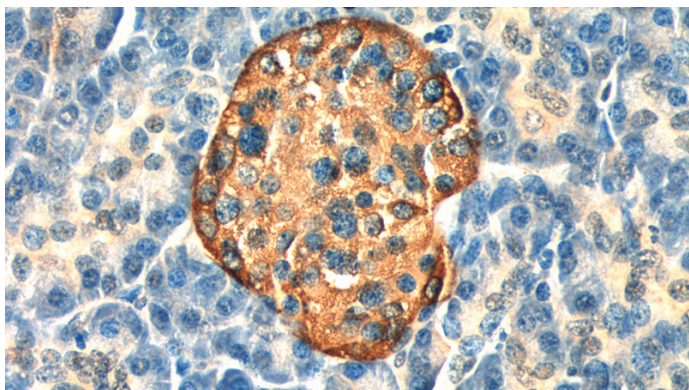
Transfected HEK-293 cells were subjected to SDS PAGE followed by western blot with Catalog No:107157(CHGA Antibody) at dilution of 1:500



Immunohistochemistry of paraffin-embedded human pancreas tissue slide using Catalog No:107157(CHGA Antibody) at dilution of 1:200 (under 10x lens).

Chromogranin A antibody

Catalog Number: 107157



Immunohistochemistry of paraffin-embedded human pancreas tissue slide using Catalog No:107157(CHGA Antibody) at dilution of 1:200 (under 40x lens).