

SFRP4 Polyclonal Antibody



Catalog Number: 164857

Product name

SFRP4 Polyclonal Antibody

Specificity

Human, Mouse, Rat

Antibody description

Polyclonal antibody to SFRP4

Preparation

Antigen: Recombinant fusion protein containing a sequence corresponding to amino acids 19-346 of human SFRP4 (NP_003005.2).

Formulation

PBS with 0.02% sodium azide, 50% glycerol, pH7.3.

Storage

Store at -20°C. Avoid freeze / thaw cycles.

Clonality

Polyclonal

Ig Type

Rabbit IgG

Applications

WB, IHC, IF

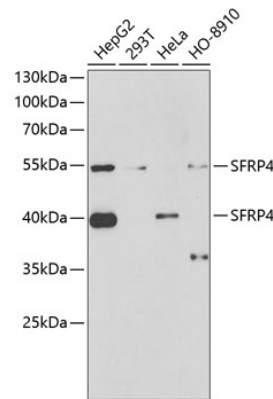
Dilutions

WB 1:500 - 1:2000

IHC 1:50 - 1:100

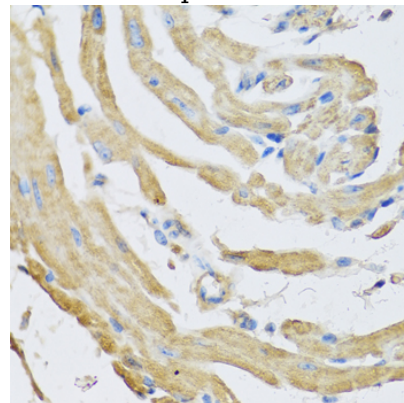
IF 1:50 - 1:100

Validations



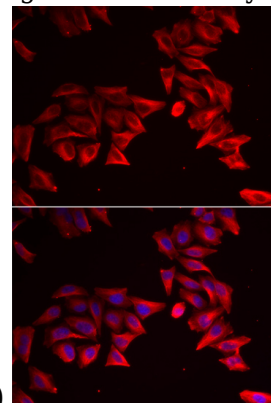
Western blot - SFRP4 Polyclonal Antibody

Western blot analysis of extracts of various cell lines, using SFRP4 antibody at 1:1000 dilution. Secondary antibody: HRP Goat Anti-Rabbit IgG (H+L) at 1:10000 dilution. Lysates/proteins: 25ug per lane. Blocking buffer: 3% nonfat dry milk in TBST. Detection: ECL Basic Kit. Exposure time: 60s.



Immunohistochemistry - SFRP4 Polyclonal Antibody

Immunohistochemistry of paraffin-embedded mouse heart using SFRP4 antibody at dilution of



1:100 (40x lens).

SFRP4 Polyclonal Antibody



Catalog Number: 164857

Immunofluorescence - SFRP4 Polyclonal Antibody

Immunofluorescence analysis of HeLa cells using SFRP4 antibody . Blue: DAPI for nuclear staining.