

NY-ESO-1 antibody



Catalog Number: 113457

Product name

NY-ESO-1 antibody

Specificity

Human; other species not tested.

Antibody description

NY-ESO-1 Rabbit Polyclonal antibody. Positive IF detected in HepG2 cells. Positive WB detected in human testis tissue. Positive IP detected in HepG2 cells. Observed molecular weight by Western-blot: 16-25 kDa

Preparation

This antibody was obtained by immunization of Peptide (Accession Number: NM_139250). Purification method: Antigen affinity purified.

Formulation

PBS with 0.02% sodium azide and 50% glycerol pH 7.3.

Storage

Store at -20°C. DO NOT ALIQUOT

Clonality

Polyclonal

Ig Type

Rabbit IgG

Applications

ELISA, WB, IF, IP

Dilutions


Recommended Dilution:

WB: 1:200-1:1000

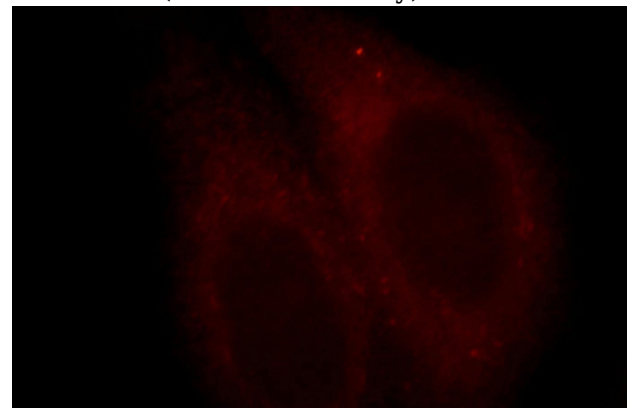
IP: 1:200-1:2000

IF: 1:10-1:100


Validations



human testis tissue were subjected to SDS PAGE followed by western blot with Catalog No:113457(CTAG1A antibody) at dilution of 1:100



Immunofluorescent analysis of HepG2 cells, using CTAG1A antibody Catalog No:113457 at 1:25 dilution and Rhodamine-labeled goat anti-rabbit



IgG (red).

IP Result of anti-NY-ESO-1 (IP:Catalog No:113457, 4ug; Detection:Catalog No:113457 1:500) with HepG2 cells lysate 3200ug.