

# Annexin IV antibody



Catalog Number: 107057

## Product name

Annexin IV antibody

IHC: 1:50-1:500

IF: 1:50-1:500

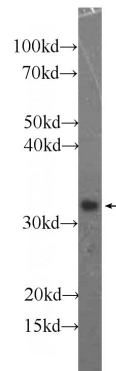
## Specificity

Human; other species not tested.

## Validations

## Antibody description

Annexin IV Mouse Monoclonal antibody. Positive IF detected in HeLa cells. Positive IHC detected in human placenta tissue, human stomach cancer tissue. Positive WB detected in human heart tissue, COLO 320 cells. Observed molecular weight by Western-blot: 32 kDa



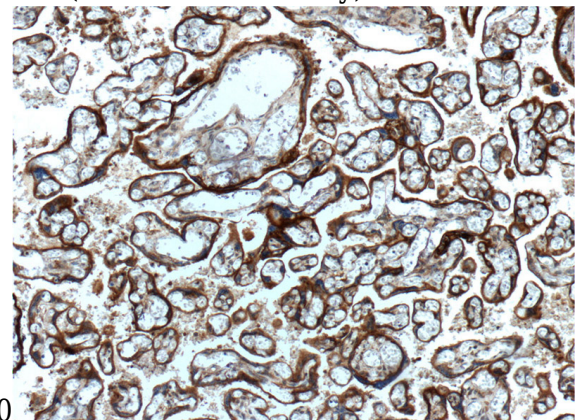
## Preparation

This antibody was obtained by immunization of Annexin IV recombinant protein (Accession Number: XM\_047444081). Purification method: Protein A purified.

human heart tissue were subjected to SDS PAGE followed by western blot with Catalog No:107057(Annexin IV Antibody) at dilution of

## Formulation

PBS with 0.02% sodium azide and 50% glycerol pH 7.3.



## Storage

Store at -20°C. DO NOT ALIQUOT

## Clonality

Monoclonal

## Ig Type

Mouse IgG2c

## Applications

ELISA, WB, IHC, IF

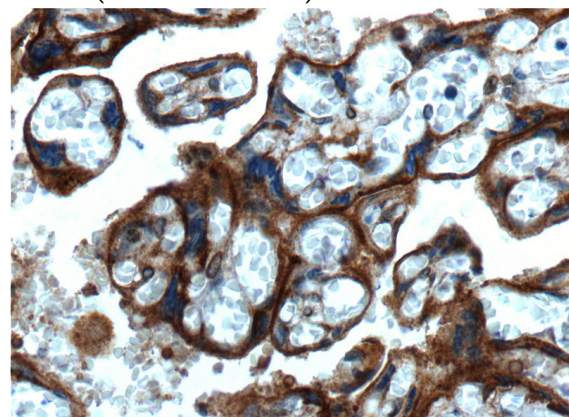
## Dilutions

Recommended Dilution:

WB: 1:500-1:5000

1:1000

Immunohistochemistry of paraffin-embedded human placenta tissue slide using Catalog No:107057(Annexin IV Antibody) at dilution of 1:200 (under 10x lens).



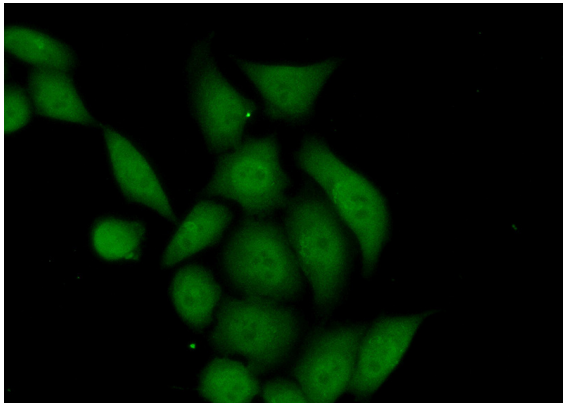
# Annexin IV antibody



Catalog Number: 107057

---

Immunohistochemistry of paraffin-embedded human placenta tissue slide using Catalog No:107057(Annexin IV Antibody) at dilution of 1:200 (under 40x lens).



Immunofluorescent analysis of (10% Formaldehyde) fixed HeLa cells using Catalog No:107057(Annexin IV Antibody) at dilution of 1:100 and Alexa Fluor 488-conjugated AffiniPure Goat Anti-Mouse IgG(H+L)