

Anti-SLC27A5 antibody



Catalog Number: 175057

Product name

Anti-SLC27A5 antibody

Specificity

Human, Mouse

Antibody description

Mouse monoclonal antibody to SLC27A5

Preparation

This antigen of this antibody was recombinant protein

Formulation

Liquid, 1*TBS (pH7.4), 1%BSA, Preservative: 0.05% Sodium Azide.

Storage

Store at +4°C after thawing. Aliquot store at -20°C or -80°C. Avoid repeated freeze / thaw cycles.

Clonality

Monoclonal

Ig Type

Mouse IgG1

Applications

WB, IHC-P

Dilutions

WB: 1:500-1:1,000

IHC-P: 1:100-1:200

Validations




Fig1: Western blot analysis of SLC27A5 on human SLC27A5 recombinant protein using anti-SLC27A5 antibody at 1/1,000 dilution.

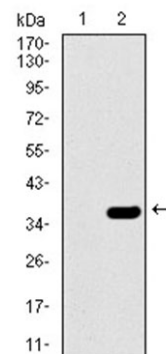


Fig2: Western blot analysis of SLC27A5 on HEK293 (1) and SLC27A5-hIgGFc transfected HEK293 (2) cell lysate using anti-SLC27A5 antibody at 1/1,000 dilution.

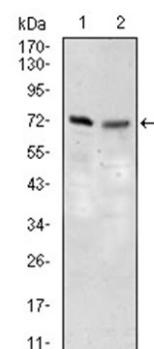


Fig3: Western blot analysis of SLC27A5 on 3T3L1 (1) and NIH3T3 (2) cell lysate using anti-SLC27A5 antibody at 1/1,000 dilution.

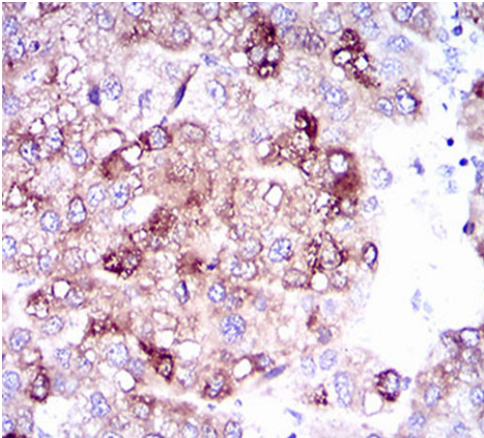
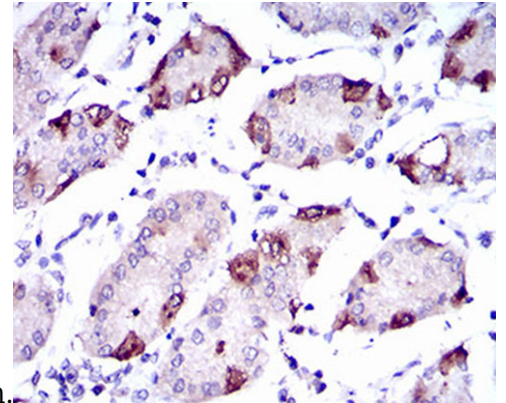


Fig4: Immunohistochemical analysis of paraffin-embedded human liver cancer tissue using anti-SLC27A5 antibody. Counter stained with



hematoxylin.

Fig5: Immunohistochemical analysis of paraffin-embedded human stomach tissue using anti-SLC27A5 antibody. Counter stained with hematoxylin.