

ACOT7 antibody

Catalog Number: 107747

Product name

ACOT7 antibody

Specificity

human, mouse, rat; other species not tested.

Antibody description

ACOT7 Rabbit Polyclonal antibody. Positive IHC detected in human brain. Positive WB detected in mouse brain tissue, human brain tissue. Observed molecular weight by Western-blot: 40 kDa

Preparation

This antibody was obtained by immunization of ACOT7 recombinant protein (Accession Number: NM_007274). Purification method: Antigen affinity purified.

Formulation

PBS with 0.02% sodium azide and 50% glycerol pH 7.3.

Storage

Store at -20°C. DO NOT ALIQUOT

Clonality

Polyclonal

Ig Type

Rabbit IgG

Applications

ELISA, WB, IHC

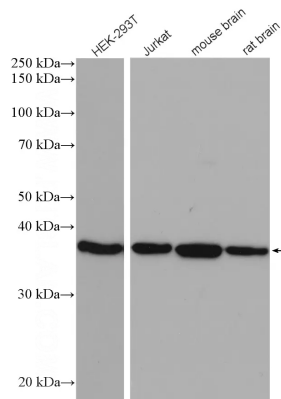
Dilutions

Recommended Dilution:

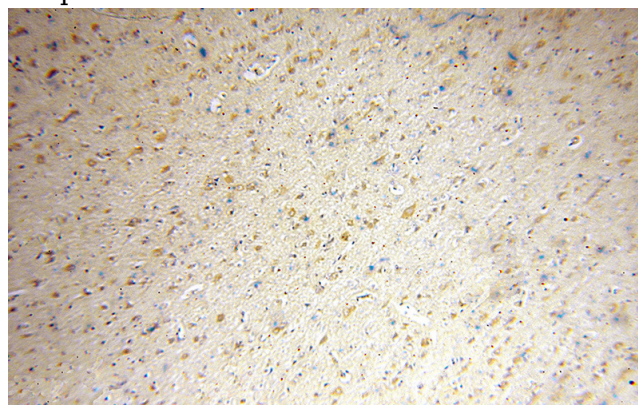
WB: 1:1000-1:10000

IHC: 1:20-1:200

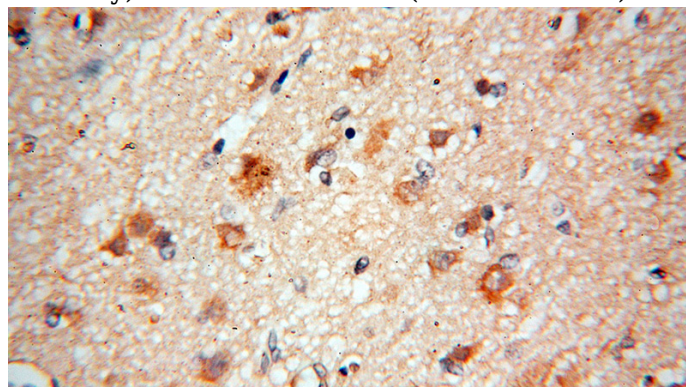
Validations



Various lysates were subjected to SDS PAGE followed by western blot with 107747 (ACOT7 antibody) at dilution of 1:5000 incubated at room temperature for 1.5 hours.



Immunohistochemical of paraffin-embedded human brain using Catalog No:107747(ACOT7 antibody) at dilution of 1:100 (under 10x lens)



Immunohistochemical of paraffin-embedded human brain using Catalog No:107747(ACOT7 antibody) at dilution of 1:100 (under 40x lens)