

RNF17 antibody

Catalog Number: 114747

Product name

RNF17 antibody

IP: 1:200-1:2000

IHC: 1:20-1:200

Specificity

Human; other species not tested.

Antibody description

RNF17 Rabbit Polyclonal antibody. Positive WB detected in human testis tissue. Positive IP detected in mouse testis tissue. Positive IHC detected in human testis tissue. Observed molecular weight by Western-blot: 184 kDa

Preparation

This antibody was obtained by immunization of RNF17 recombinant protein (Accession Number: BC146822). Purification method: Antigen affinity purified.

Formulation

PBS with 0.1% sodium azide and 50% glycerol pH 7.3.

Storage

Store at -20°C. DO NOT ALIQUOT

Clonality

Polyclonal

Ig Type

Rabbit IgG

Applications


ELISA, WB, IHC, IP

Dilutions

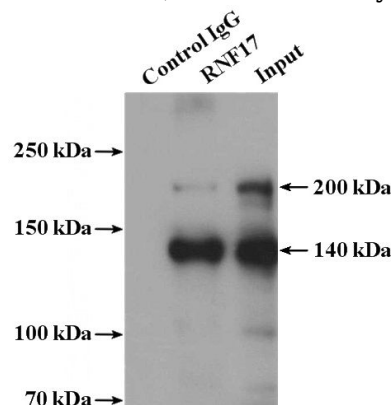
Recommended Dilution:

WB: 1:200-1:2000

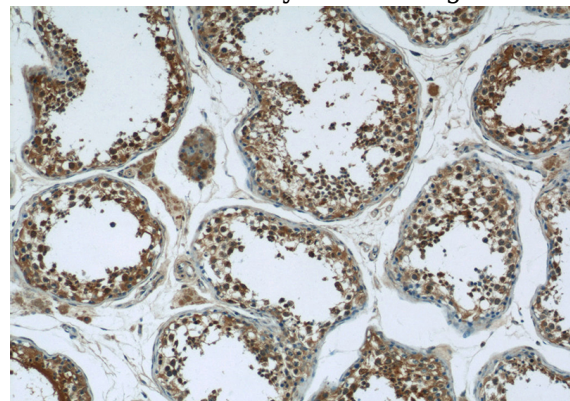
Validations



human testis tissue were subjected to SDS PAGE followed by western blot with Catalog No:114747(RNF17 Antibody) at dilution of 1:600



IP Result of anti-RNF17 (IP:Catalog No:114747, 4ug; Detection:Catalog No:114747 1:600) with mouse testis tissue lysate 4000ug.

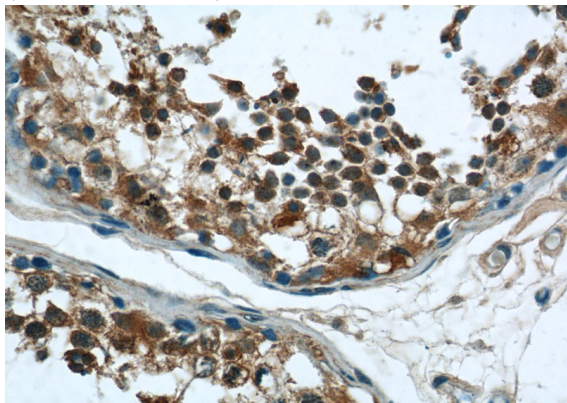


Immunohistochemistry of paraffin-embedded human testis tissue slide using Catalog

RNF17 antibody

Catalog Number: 114747

No:114747(RNF17 Antibody) at dilution of 1:50
(under 10x lens)



Immunohistochemistry of paraffin-embedded
human testis tissue slide using Catalog
No:114747(RNF17 Antibody) at dilution of 1:50
(under 40x lens)