

# DAP Polyclonal Antibody

Catalog Number: 164747

## Product name

DAP Polyclonal Antibody

## Specificity

Human, Mouse, Rat

## Antibody description

Polyclonal antibody to DAP

## Preparation

Antigen: Recombinant fusion protein containing a sequence corresponding to amino acids 1-102 of human DAP (NP\_004385.1).

## Formulation

PBS with 0.02% sodium azide, 50% glycerol, pH7.3.

## Storage

Store at -20°C. Avoid freeze / thaw cycles.

## Clonality

Polyclonal

## Ig Type

Rabbit IgG

## Applications

WB, IHC, IF

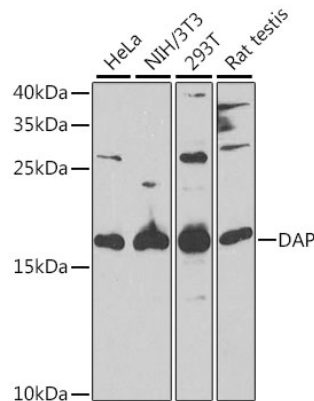
## Dilutions

WB 1:500 - 1:2000

IHC 1:50 - 1:200

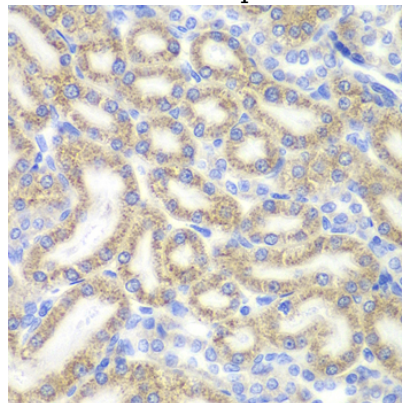
IF 1:20 - 1:100

## Validations



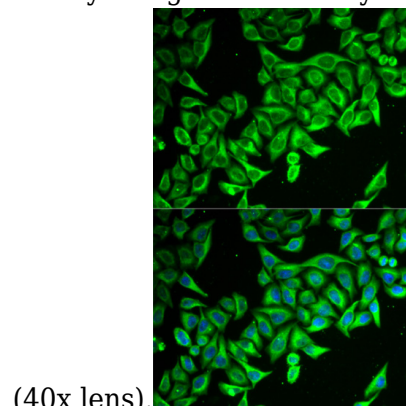
## Western blot - DAP Polyclonal Antibody

Western blot analysis of extracts of various cell lines, using DAP antibody at 1:1000 dilution. Secondary antibody: HRP Goat Anti-Rabbit IgG (H+L) at 1:10000 dilution. Lysates/proteins: 25ug per lane. Blocking buffer: 3% nonfat dry milk in TBST. Detection: ECL Enhanced Kit. Exposure time: 90s.



## Immunohistochemistry - DAP Polyclonal Antibody

Immunohistochemistry of paraffin-embedded rat kidney using DAP antibody at dilution of 1:200



(40x lens).

# DAP Polyclonal Antibody



Catalog Number: 164747

---

Immunofluorescence - DAP Polyclonal Antibody

Immunofluorescence analysis of MCF-7 cells using DAP antibody . Blue: DAPI for nuclear staining.