

FUT4 antibody

Catalog Number: 110747

Product name

FUT4 antibody

IHC: 1:20-1:200

IF: 1:20-1:200

Specificity

Human; other species not tested.

Antibody description

FUT4 Rabbit Polyclonal antibody. Positive WB detected in A431 cells, Jurkat cells. Positive IHC detected in human breast cancer tissue, human lung cancer tissue. Positive IF detected in A431 cells. Observed molecular weight by Western-blot: 45-46 kDa

Preparation

This antibody was obtained by immunization of FUT4 recombinant protein (Accession Number: NM_002033). Purification method: Antigen affinity purified.

Formulation

PBS with 0.02% sodium azide and 50% glycerol pH 7.3.

Storage

Store at -20°C. DO NOT ALIQUOT

Clonality

Polyclonal

Ig Type

Rabbit IgG

Applications


ELISA, IHC, WB, IF

Dilutions

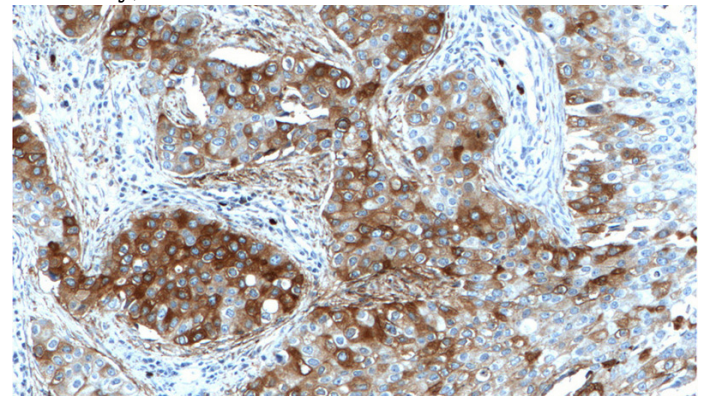
Recommended Dilution:

WB: 1:500-1:5000

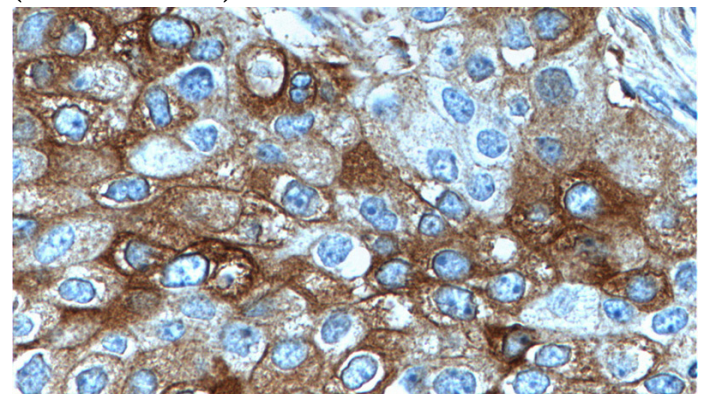
Validations



A431 cells were subjected to SDS PAGE followed by western blot with Catalog No:110747(FUT4 Antibody) at dilution of 1:1500



Immunohistochemistry of paraffin-embedded human breast cancer tissue slide using Catalog No:110747(FUT4 Antibody) at dilution of 1:200 (under 10x lens).

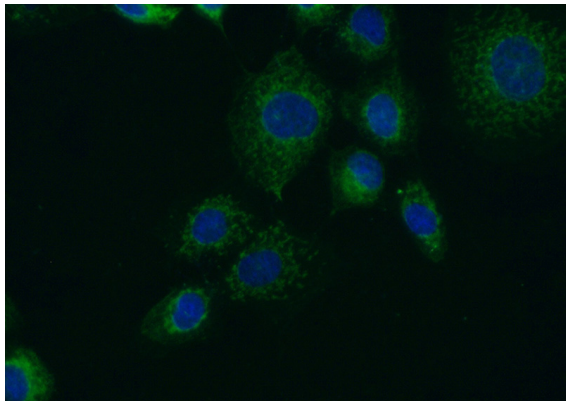


Immunohistochemistry of paraffin-embedded

FUT4 antibody

Catalog Number: 110747

human breast cancer tissue slide using Catalog No:110747(FUT4 Antibody) at dilution of 1:200 (under 40x lens).



Immunofluorescent analysis of (-20oc Ethanol) fixed A431 cells using Catalog No:110747(FUT4 Antibody) at dilution of 1:50 and Alexa Fluor 488-conjugated AffiniPure Goat Anti-Rabbit IgG(H+L)