

MEK5 antibody

Catalog Number: 112647

Product name

MEK5 antibody

IHC: 1:20-1:200

IF: 1:10-1:100

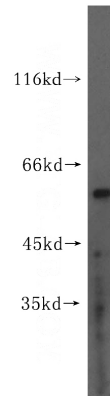
Specificity

Human, Mouse, Rat; other species not tested.

Validations

Antibody description

MEK5 Rabbit Polyclonal antibody. Positive IHC detected in human heart tissue, human testis tissue. Positive IF detected in HeLa cells. Positive WB detected in HeLa cells, A431 cells, HepG2 cells. Observed molecular weight by Western-blot: 55kd



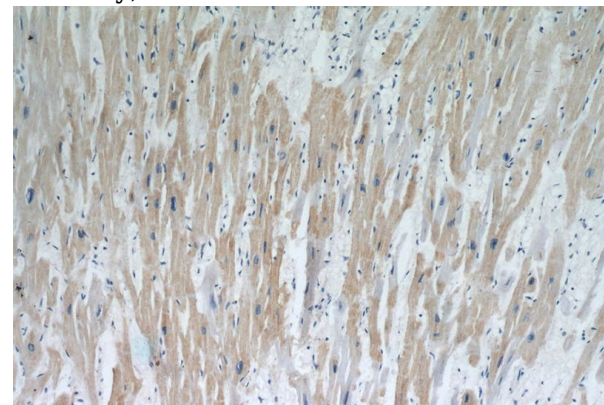
Preparation

This antibody was obtained by immunization of MEK5 recombinant protein (Accession Number: NM_145160). Purification method: Antigen affinity purified.

HeLa cells were subjected to SDS PAGE followed by western blot with Catalog No:112647(MAP2K5 antibody) at dilution of 1:400

Formulation

PBS with 0.02% sodium azide and 50% glycerol pH 7.3.



Storage

Store at -20°C. DO NOT ALIQUOT

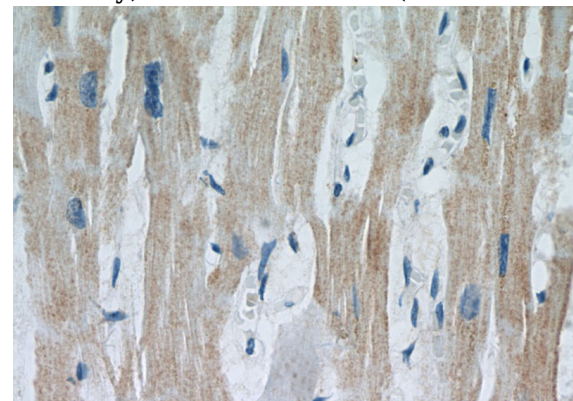
Clonality

Polyclonal

Immunohistochemical of paraffin-embedded human heart using Catalog No:112647(MAP2K5 antibody) at dilution of 1:50 (under 10x lens)

Ig Type

Rabbit IgG



Applications

ELISA, WB, IHC, IF

Dilutions

Recommended Dilution:

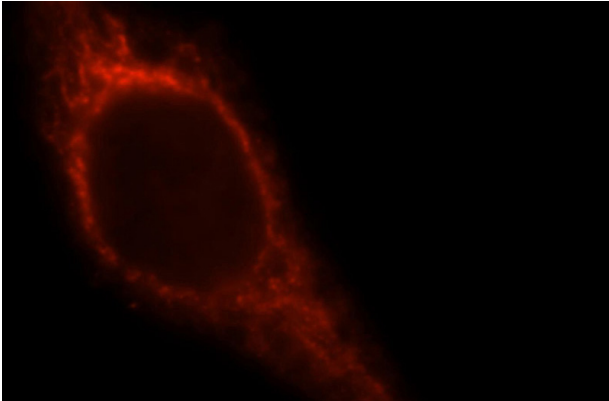
WB: 1:500-1:5000

Immunohistochemical of paraffin-embedded human heart using Catalog No:112647(MAP2K5 antibody) at dilution of 1:50 (under 10x lens)

MEK5 antibody

Catalog Number: 112647

antibody) at dilution of 1:50 (under 40x lens)



Immunofluorescent analysis of HeLa cells, using MAP2K5 antibody Catalog No:112647 at 1:25 dilution and Rhodamine-labeled goat anti-rabbit IgG (red).