

# Anti-TGF beta 1 (3E7) Mouse antibody



Catalog Number: 168547

## Product name

Anti-TGF beta 1 (3E7) Mouse antibody

## Specificity

Human

## Antibody description

TGF beta 1 (3E7) Mouse monoclonal antibody

## Preparation

Antigen: Purified recombinant fragment of human TGFb1 (AA: 62-195) expressed in E. Coli.

## Formulation

Purified antibody in PBS with 0.05% sodium azide

## Storage

Store at 4°C short term. Store at -20°C long term. Avoid freeze / thaw cycle.

## Clonality

Monoclonal

## Ig Type

Mouse IgG1

## Applications

WB, IHC-P, FC

## Dilutions

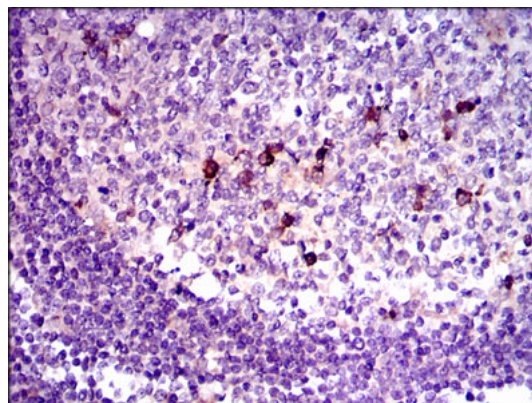
WB: 1/500 - 1/2000

IHC: 1/200 - 1/1000

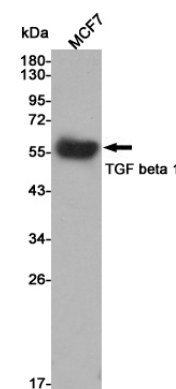
FC: 1/200 - 1/400

ELISA: 1/10000

## Validations

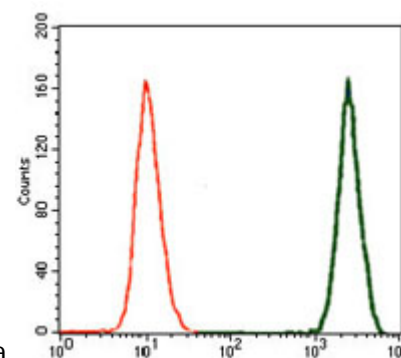


Immunohistochemical analysis of paraffin-embedded lymphoid tissue tissues using TGFb1



mouse mAb with DAB staining.

Western blot detection of TGF beta 1 in MCF7 cell lysates using TGF beta 1 mouse mAb (1:1000 diluted). Predicted band size: 45KDa. Observed



band size: 52KDa.

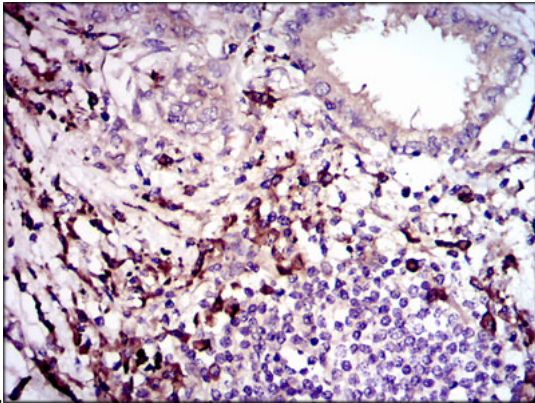
Flow cytometric analysis of A549 cells using TGFb1 mouse mAb (green) and negative control

# Anti-TGF beta 1 (3E7) Mouse antibody



Catalog Number: 168547

---



Immunohistochemical analysis of paraffin-embedded lung cancer tissues using TGFb1 mouse mAb with DAB staining.

(red).