

Anti-KLHL24 antibody

Catalog Number: 175547

Product name

Anti-KLHL24 antibody

Specificity

Human, Mouse, Rat, Dog, Rabbit

Antibody description

Rabbit polyclonal antibody to KLHL24

Preparation

This antigen of this antibody was klh conjugated synthetic peptide derived from human klhl24 1-100/600

Formulation

Liquid, 0.01M TBS(pH7.4) with 1% BSA, 0.03% Proclin300 and 50% Glycerol.

Storage

Store at -20°C for one year. Avoid repeated freeze/thaw cycles. The lyophilized antibody is stable at room temperature for at least one month and for greater than a year when kept at -20°C. When reconstituted in sterile pH 7.4 0.01M PBS or diluent of antibody the antibody is stable for at least two weeks at 2-4°C.

Clonality

Polyclonal

Ig Type

Rabbit IgG

Applications

WB, IHC-P

Dilutions

WB:1:500-2000

IHC-P:1:400-800

Validations

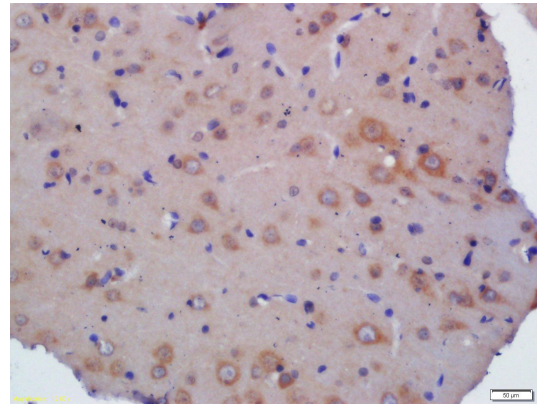


Fig1: Tissue/cell: rat brain tissue; 4% Paraformaldehyde-fixed and paraffin-embedded;; Antigen retrieval: citrate buffer (0.01M, pH 6.0), Boiling bathing for 15min; Block endogenous peroxidase by 3% Hydrogen peroxide for 30min; Blocking buffer (normal goat serum,C-0005) at 37°C for 20 min;; Incubation: Anti-KLHL24 Polyclonal Antibody, Unconjugated 1:200, overnight at 4°C, followed by conjugation to the secondary antibody(SP-0023) and DAB(C-0010)




Fig2: Sample: Small intestine (mouse) Lysate at 40 ug; Primary: Anti- KLHL24 at 1/300 dilution; Secondary: IRDye800CW Goat Anti-Rabbit IgG at 1/20000 dilution; Predicted band size: 68 kD; Observed band size: 68 kD

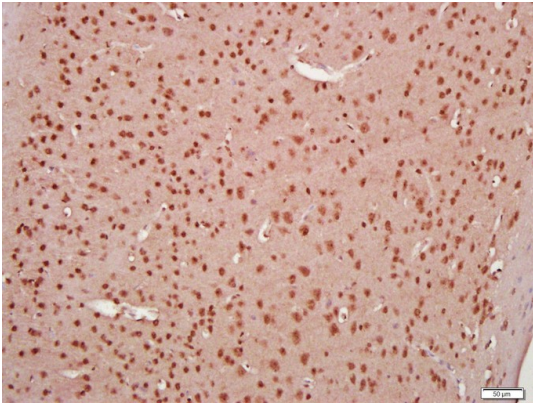


Fig3: Paraformaldehyde-fixed, paraffin embedded (Mouse brain); Antigen retrieval by boiling in sodium citrate buffer (pH6.0) for 15min; Block endogenous peroxidase by 3% hydrogen peroxide for 20 minutes; Blocking buffer (normal goat serum) at 37°C for 30min; Antibody incubation with (KLHL24) Polyclonal Antibody, Unconjugated at 1:400 overnight at 4°C, followed by a conjugated secondary (sp-0023) for 20 minutes and DAB staining.