

FBXO17 antibody



Catalog Number: 110547

Product name

FBXO17 antibody

Recommended Dilution:

WB: 1:200-1:1000

Immunogen

IHC: 1:20-1:200

[Human FBXO17 Recombinant protein \(His tag\)](#)

IF: 1:20-1:200


Specificity

Human, Mouse, Rat; other species not tested.

Validations

Antibody description

FBXO17 Rabbit Polyclonal antibody. Positive WB detected in HepG2 cells. Positive IF detected in HepG2 cells, HeLa cells. Positive IHC detected in human heart tissue, human prostate cancer tissue. Observed molecular weight by Western-blot: 29-31 kDa



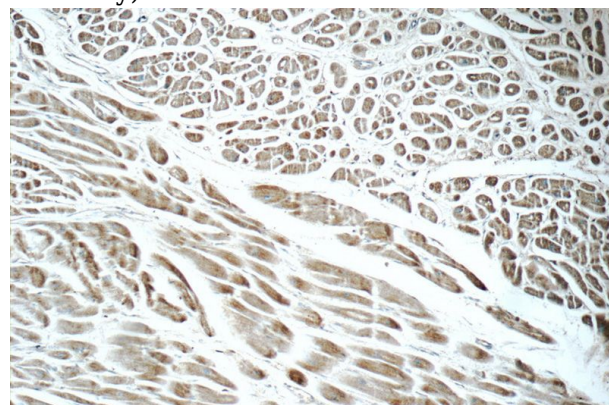
Preparation

This antibody was obtained by immunization of FBXO17 recombinant protein (Accession Number: NM_024907). Purification method: Antigen affinity purified.

HepG2 cells were subjected to SDS PAGE followed by western blot with Catalog No:110547(FBXO17 Antibody) at dilution of 1:300

Formulation

PBS with 0.1% sodium azide and 50% glycerol pH 7.3.



Storage

Store at -20°C. DO NOT ALIQUOT

Clonality

Polyclonal

Immunohistochemistry of paraffin-embedded human heart tissue slide using Catalog No:110547(FBXO17 Antibody) at dilution of 1:50 (under 10x lens)

Ig Type

Rabbit IgG

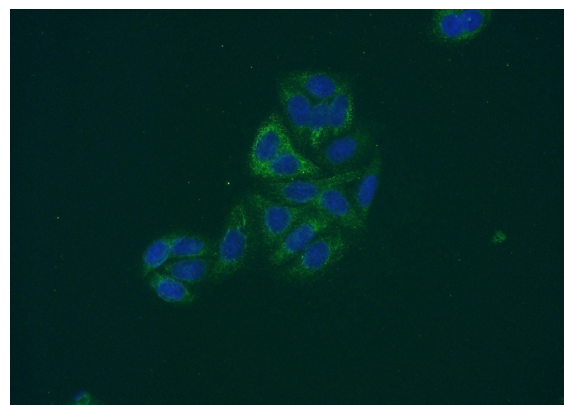
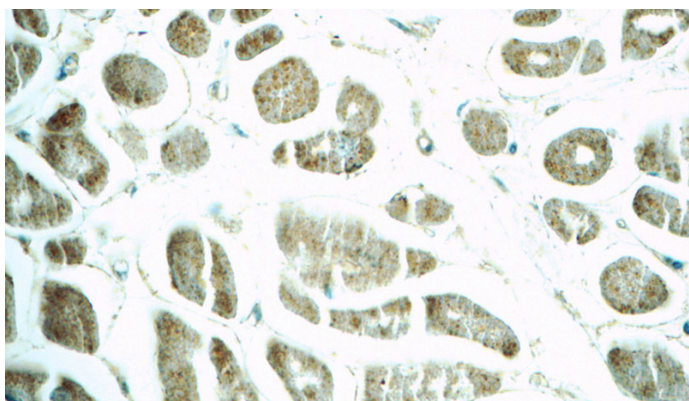
Applications

ELISA, WB, IHC, IF

Dilutions

FBXO17 antibody

Catalog Number: 110547



Immunohistochemistry of paraffin-embedded human heart tissue slide using Catalog No:110547(FBXO17 Antibody) at dilution of 1:50 (under 40x lens)

Immunofluorescent analysis of HepG2 cells using Catalog No:110547(FBXO17 Antibody) at dilution of 1:50 and Alexa Fluor 488-conjugated AffiniPure Goat Anti-Rabbit IgG(H+L)