

CDK2 antibody

Catalog Number: 107147

Product name

CDK2 antibody

Specificity

Human; other species not tested.

Antibody description

CDK2 Mouse Monoclonal antibody. Positive FC detected in Jurkat cells. Positive IHC detected in human lymphoma tissue, human cervical cancer tissue. Positive WB detected in K-562 cells. Observed molecular weight by Western-blot: 37 kDa

Preparation

This antibody was obtained by immunization of CDK2 recombinant protein (Accession Number: NM_001798). Purification method: Caprylic acid/ammonium sulfate precipitation.

Formulation

PBS with 0.02% sodium azide and 50% glycerol pH 7.3.

Storage

Store at -20°C. DO NOT ALIQUOT

Clonality

Monoclonal

Ig Type

Mouse IgM

Applications

ELISA, IHC, WB, FC


Dilutions

Recommended Dilution:


WB: 1:500-1:5000

IHC: 1:20-1:200

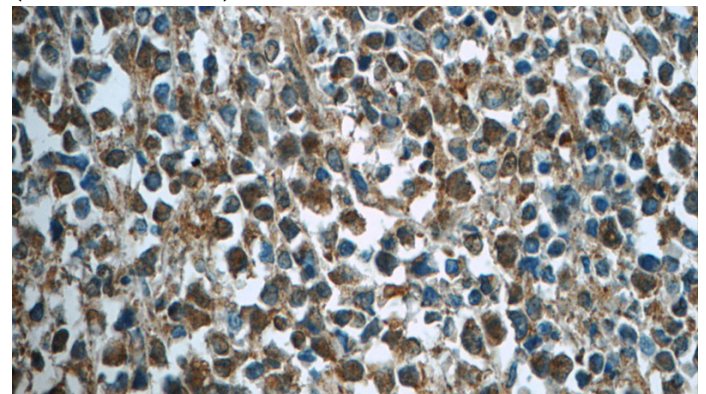
Validations



K-562 cells were subjected to SDS PAGE followed by western blot with Catalog No:107147(CDK2 Antibody) at dilution of 1:1000



Immunohistochemistry of paraffin-embedded human lymphoma tissue slide using Catalog No:107147(CDK2 Antibody) at dilution of 1:50 (under 10x lens)



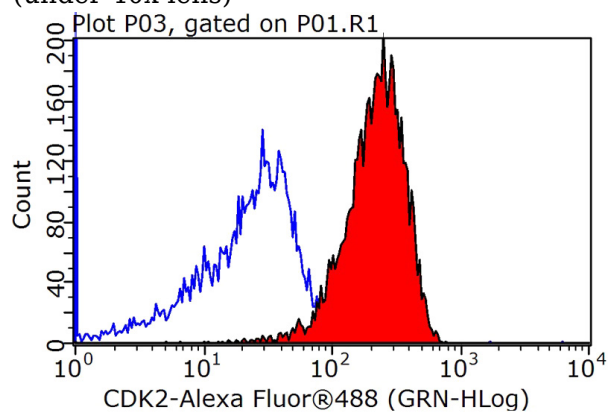
Immunohistochemistry of paraffin-embedded human lymphoma tissue slide using Catalog No:107147(CDK2 Antibody) at dilution of 1:50

CDK2 antibody



Catalog Number: 107147

(under 40x lens)



1X10⁶ Jurkat cells were stained with 0.2ug CDK2 antibody (Catalog No:107147, red) and control antibody (blue). Fixed with 90% MeOH blocked with 3% BSA (30 min). Alexa Fluor 488-conjugated AffiniPure Goat Anti-Mouse IgG(H+L) with dilution 1:1000.