

TAOK1 antibody

Catalog Number: 115847

Product name

TAOK1 antibody

IHC: 1:100-1:500

IF: 1:20-1:200


Specificity

Human; other species not tested.

Validations

Antibody description

TAOK1 Rabbit Polyclonal antibody. Positive IHC detected in human liver tissue. Positive IF detected in HeLa cells. Positive WB detected in HeLa cells, mouse testis tissue. Observed molecular weight by Western-blot: 116 kDa



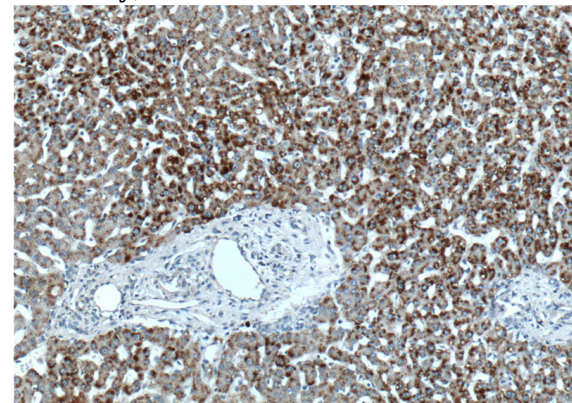
Preparation

This antibody was obtained by immunization of TAOK1 recombinant protein (Accession Number: XM_011525060). Purification method: Antigen affinity purified.

HeLa cells were subjected to SDS PAGE followed by western blot with Catalog No:115847(TAOK1 Antibody) at dilution of 1:600

Formulation

PBS with 0.1% sodium azide and 50% glycerol pH 7.3.



Storage

Store at -20°C. DO NOT ALIQUOT

Immunohistochemistry of paraffin-embedded human liver tissue slide using Catalog No:115847(TAOK1 Antibody) at dilution of 1:200 (under 10x lens).

Clonality

Polyclonal

Ig Type

Rabbit IgG

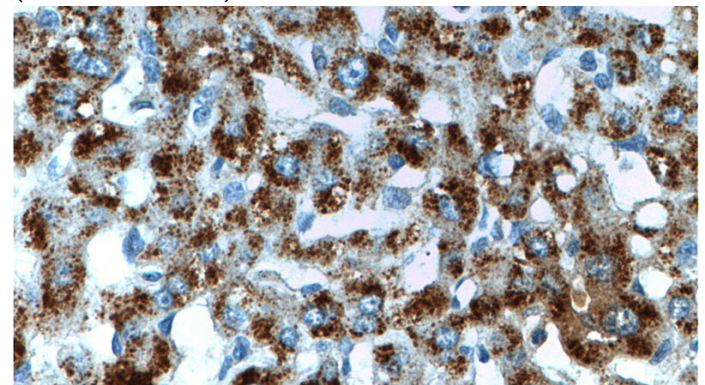
Applications

ELISA, WB, IHC, IF

Dilutions

Recommended Dilution:

WB: 1:200-1:2000

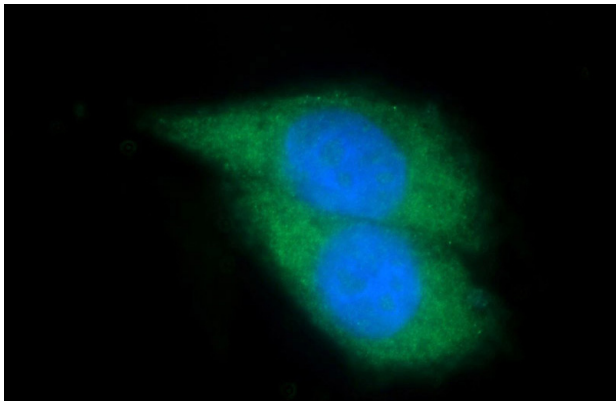


Immunohistochemistry of paraffin-embedded

TAOK1 antibody

Catalog Number: 115847

human liver tissue slide using Catalog No:115847(TAOK1 Antibody) at dilution of 1:200 (under 40x lens).



Immunofluorescent analysis of (-20oc Ethanol) fixed HeLa cells using Catalog No:115847(TAOK1 Antibody) at dilution of 1:50 and Alexa Fluor 488-conjugated AffiniPure Goat Anti-Rabbit IgG(H+L)