

MARCKS antibody



Catalog Number: 112447

Product name

MARCKS antibody

IP: 1:200-1:1000

IHC: 1:20-1:200

Specificity


Human, Mouse, Rat; other species not tested.

IF: 1:10-1:100

Validations

Antibody description

MARCKS Rabbit Polyclonal antibody. Positive IF detected in HepG2 cells, Hela cells. Positive IHC detected in human heart tissue, human placenta tissue. Positive IP detected in A431 cells. Positive WB detected in HEK-293 cells, A431 cells, mouse brain tissue. Observed molecular weight by Western-blot: 80 kDa



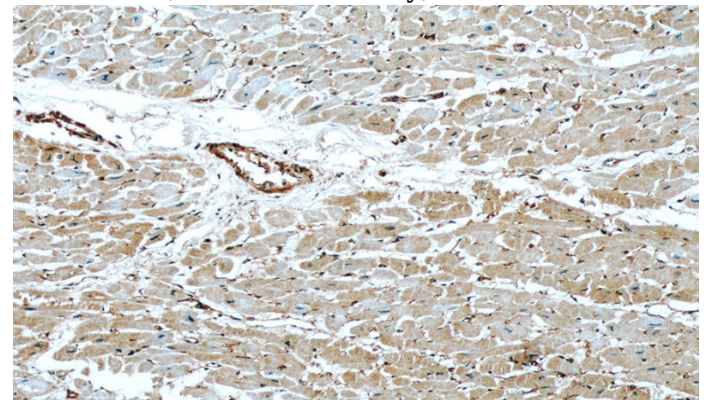
Preparation

This antibody was obtained by immunization of Peptide (Accession Number: NM_002356). Purification method: Antigen affinity purified.

HEK-293 cells were subjected to SDS PAGE followed by western blot with Catalog No:112447(MARCKS antibody) at dilution of 1:400

Formulation

PBS with 0.1% sodium azide and 50% glycerol pH 7.3.



Storage

Store at -20°C. DO NOT ALIQUOT

Clonality

Polyclonal

Ig Type

Rabbit IgG

Applications

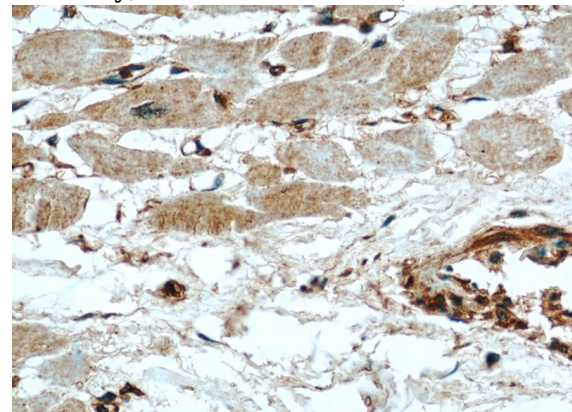
ELISA, WB, IHC, IF, IP

Dilutions

Recommended Dilution:

WB: 1:200-1:2000

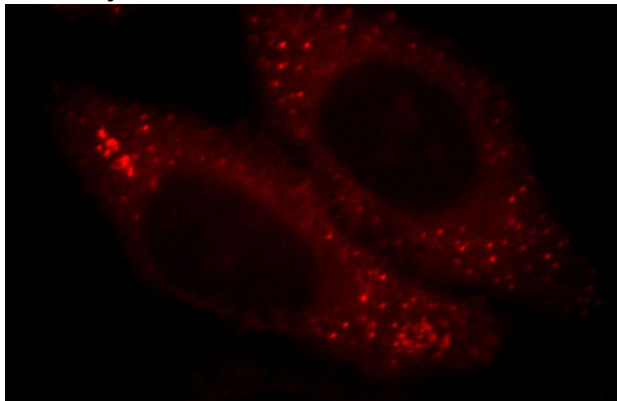
Immunohistochemical of paraffin-embedded human heart using Catalog No:112447(MARCKS antibody) at dilution of 1:50 (under 10x lens)



MARCKS antibody

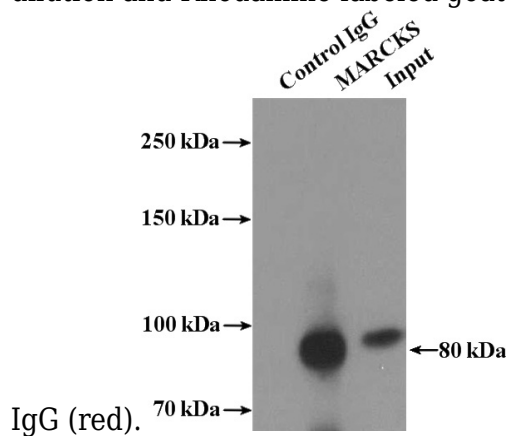
Catalog Number: 112447

Immunohistochemical of paraffin-embedded human heart using Catalog No:112447(MARCKS antibody) at dilution of 1:50 (under 40x lens)



Immunofluorescent analysis of HepG2 cells, using MARCKS antibody Catalog No:112447 at 1:25

dilution and Rhodamine-labeled goat anti-rabbit



IP Result of anti-MARCKS (IP:Catalog No:112447, 4ug; Detection:Catalog No:112447 1:300) with A431 cells lysate 1200ug.