

# FADD antibody

Catalog Number: 110447

## Product name

FADD antibody

## Immunogen

[Human FADD Recombinant protein \(GST tag\)](#)

## Specificity

Human, Mouse, Rat; other species not tested.

## Antibody description

FADD Rabbit Polyclonal antibody. Positive IHC detected in human lung cancer tissue. Positive IF detected in HT-1080 cells. Positive IP detected in A549 cells. Positive WB detected in HT-1080 cells, mouse pancreas tissue. Observed molecular weight by Western-blot: 23 kDa

## Preparation

This antibody was obtained by immunization of FADD recombinant protein (Accession Number: NM\_003824). Purification method: Antigen affinity purified.

## Formulation

PBS with 0.02% sodium azide and 50% glycerol pH 7.3.

## Storage

Store at -20°C. DO NOT ALIQUOT

## Clonality

Polyclonal

## Ig Type

Rabbit IgG

## Applications

ELISA, IHC, WB, IP, IF

## Dilutions

Recommended Dilution:

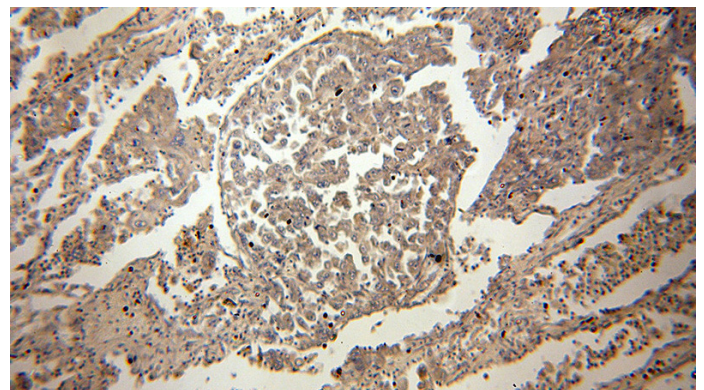
WB: 1:200-1:1000

IP: 1:200-1:1000

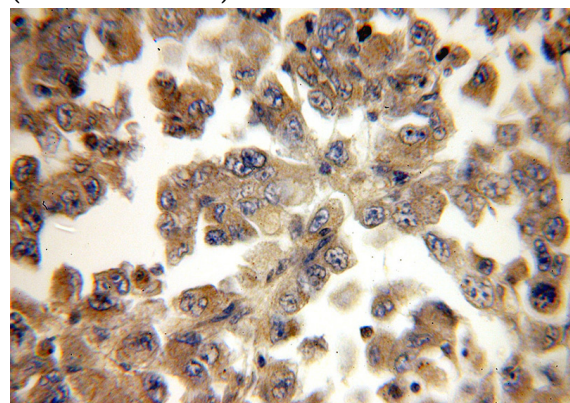
IHC: 1:20-1:200

IF: 1:20-1:200

## Validations



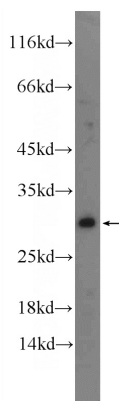
Immunohistochemical of paraffin-embedded human lung cancer using Catalog No:110447(FADD antibody) at dilution of 1:50 (under 10x lens)



Immunohistochemical of paraffin-embedded human lung cancer using Catalog No:110447(FADD antibody) at dilution of 1:50

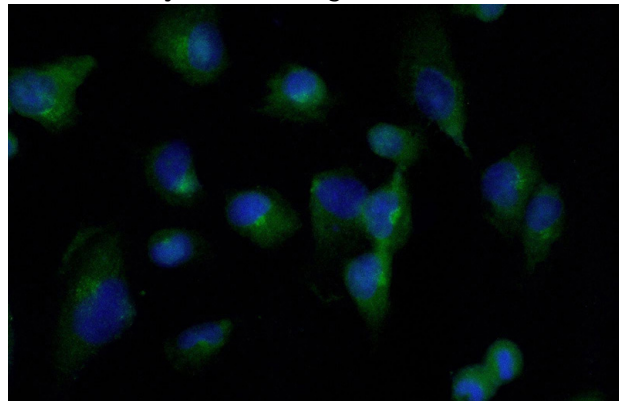
# FADD antibody

Catalog Number: 110447



(under 40x lens)

IP Result of anti-FADD (IP:Catalog No:110447, 4ug; Detection:Catalog No:110447 1:300) with A549 cells lysate 3040ug.



Immunofluorescent analysis of (-20oc Ethanol) fixed HT-1080 cells using Catalog No:110447(FADD Antibody) at dilution of 1:50 and Alexa Fluor 488-conjugated AffiniPure Goat Anti-Rabbit IgG(H+L)

HT-1080 cells were subjected to SDS PAGE followed by western blot with Catalog No:110447(FADD Antibody) at dilution of 1:300

