

THOC2 antibody

Catalog Number: 116047

Product name

THOC2 antibody

Specificity

Human; other species not tested.

Antibody description

THOC2 Rabbit Polyclonal antibody. Positive IF detected in HeLa cells. Positive WB detected in HeLa cells, Jurkat cells. Positive IP detected in HeLa cells. Observed molecular weight by Western-blot: 150 kDa

Preparation

This antibody was obtained by immunization of Peptide (Accession Number: NM_020449). Purification method: Antigen affinity purified.

Formulation

PBS with 0.02% sodium azide and 50% glycerol pH 7.3.

Storage

Store at -20°C. DO NOT ALIQUOT

Clonality

Polyclonal

Ig Type

Rabbit IgG

Applications

ELISA, IP, WB, IF

Dilutions


Recommended Dilution:

WB: 1:200-1:1000

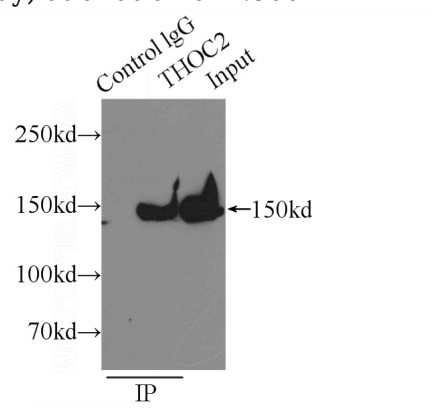
IP: 1:200-1:1000

IF: 1:20-1:200

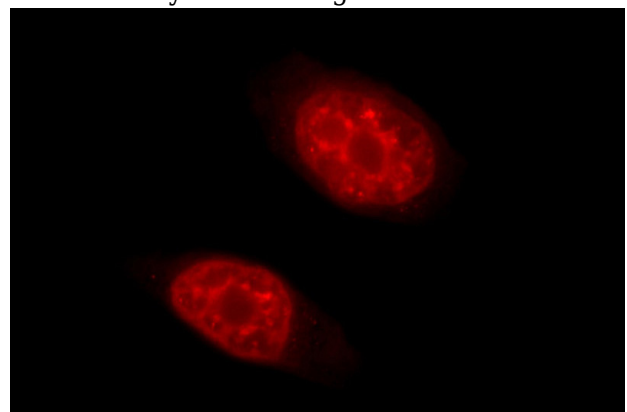
Validations



HeLa cells were subjected to SDS PAGE followed by western blot with Catalog No:116047(THoc2 Antibody) at dilution of 1:300



IP Result of anti-THoc2 (IP:Catalog No:116047, 5ug; Detection:Catalog No:116047 1:300) with HeLa cells lysate 1800ug.



Immunofluorescent analysis of HeLa cells using Catalog No:116047(THoc2 Antibody) at dilution of 1:50 and Rhodamine-Goat anti-Rabbit IgG