

C5orf4 antibody

Catalog Number: 108737

Product name

C5orf4 antibody

Specificity

Human; other species not tested.

Antibody description

C5orf4 Rabbit Polyclonal antibody. Positive IHC detected in human colon cancer tissue, human kidney tissue. Positive WB detected in COLO 320 cells, A549 cells, HepG2 cells. Observed molecular weight by Western-blot: 40 kDa

Preparation

This antibody was obtained by immunization of C5orf4 recombinant protein (Accession Number: XM_006714753). Purification method: Antigen affinity purified.

Formulation

PBS with 0.02% sodium azide and 50% glycerol pH 7.3.

Storage

Store at -20°C. DO NOT ALIQUOT

Clonality

Polyclonal

Ig Type

Rabbit IgG

Applications

ELISA, WB, IHC

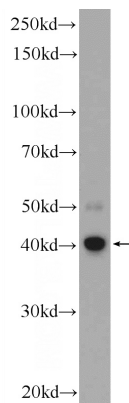
Dilutions

Recommended Dilution:

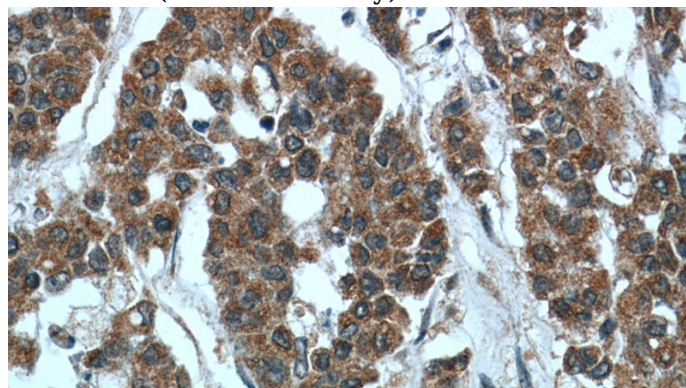
WB: 1:200-1:1000

IHC: 1:20-1:200

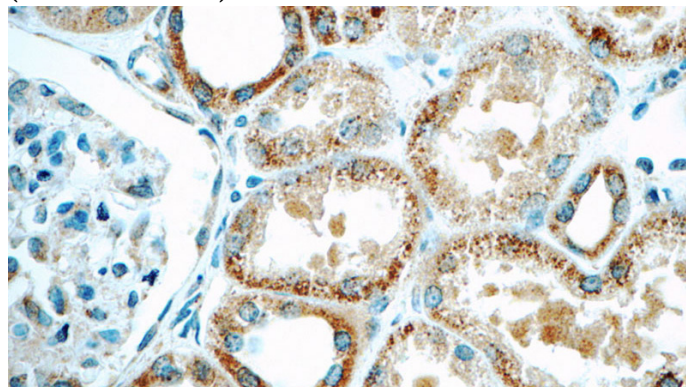
Validations



COLO 320 cells were subjected to SDS PAGE followed by western blot with Catalog No:108737(C5orf4 Antibody) at dilution of 1:300



Immunohistochemistry of paraffin-embedded human colon cancer tissue slide using Catalog No:108737(C5orf4 Antibody) at dilution of 1:50 (under 40x lens)



Immunohistochemistry of paraffin-embedded human kidney tissue slide using Catalog No:108737(C5orf4 Antibody) at dilution of 1:50

C5orf4 antibody



Catalog Number: 108737

(under 40x lens)