

Acetylcholinesterase antibody



Catalog Number: 107737

Product name

Acetylcholinesterase antibody

Specificity

Human, Mouse, Rat; other species not tested.

Antibody description

Acetylcholinesterase Rabbit Polyclonal antibody. Positive WB detected in mouse liver tissue, NIH/3T3 cells. Positive IHC detected in human liver tissue. Observed molecular weight by Western-blot: 66-72 kDa

Preparation

This antibody was obtained by immunization of Acetylcholinesterase recombinant protein (Accession Number: BC094752). Purification method: Antigen affinity purified.

Formulation

PBS with 0.02% sodium azide and 50% glycerol pH 7.3.

Storage

Store at -20°C. DO NOT ALIQUOT

Clonality

Polyclonal

Ig Type

Rabbit IgG

Applications

ELISA, WB, IHC


Dilutions

Recommended Dilution:

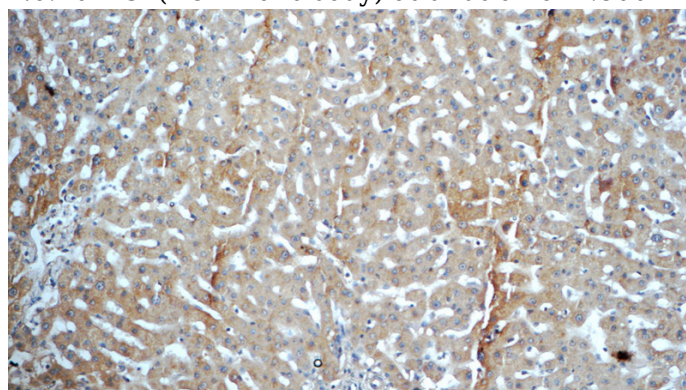
WB: 1:200-1:2000

IHC: 1:20-1:200

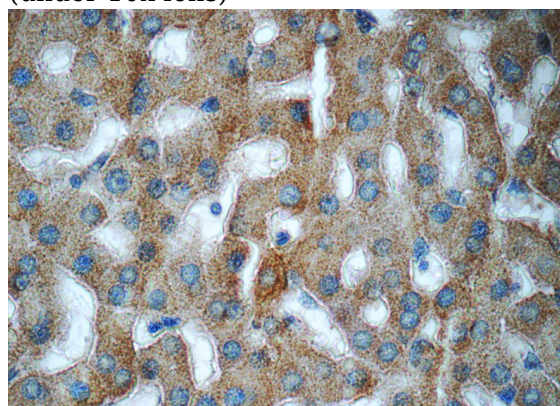
Validations



mouse liver tissue were subjected to SDS PAGE followed by western blot with Catalog No:107737(ACHE antibody) at dilution of 1:500



Immunohistochemistry of paraffin-embedded human liver tissue slide using Catalog No:107737(ACHE Antibody) at dilution of 1:50 (under 10x lens)



Immunohistochemistry of paraffin-embedded human liver tissue slide using Catalog No:107737(ACHE Antibody) at dilution of 1:50

Acetylcholinesterase antibody



Catalog Number: 107737

(under 40x lens)