

# STRN antibody

Catalog Number: 115737

## Product name

STRN antibody

IP: 1:500-1:5000

IF: 1:10-1:100

## Specificity

Human, Mouse, Rat; other species not tested.

## Antibody description

STRN Rabbit Polyclonal antibody. Positive IF detected in Hela cells. Positive WB detected in mouse brain tissue, A549 cells, mouse cerebellum tissue, NIH/3T3 cells. Positive IP detected in mouse brain tissue. Observed molecular weight by Western-blot: 110 kDa

## Preparation

This antibody was obtained by immunization of STRN recombinant protein (Accession Number: BC106879). Purification method: Antigen affinity purified.

## Formulation

PBS with 0.02% sodium azide and 50% glycerol pH 7.3.

## Storage

Store at -20°C. DO NOT ALIQUOT

## Clonality

Polyclonal

## Ig Type

Rabbit IgG

## Applications


ELISA, WB, IF, IP

## Dilutions

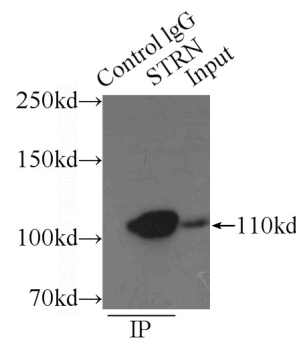
Recommended Dilution:

WB: 1:500-1:5000

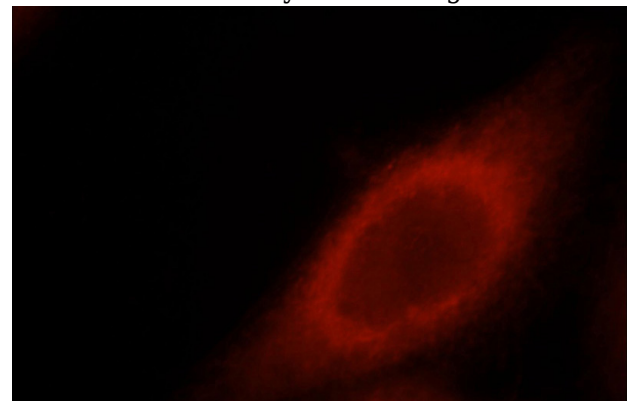
## Validations



mouse brain tissue were subjected to SDS PAGE followed by western blot with Catalog No:115737(STRN antibody) at dilution of 1:500



IP Result of anti-STRN (IP:Catalog No:115737, 4ug; Detection:Catalog No:115737 1:1000) with mouse brain tissue lysate 8000ug.



Immunofluorescent analysis of Hela cells, using STRN antibody Catalog No:115737 at 1:25

# STRN antibody



Catalog Number: 115737

---

dilution and Rhodamine-labeled goat anti-rabbit IgG (red).