

# Anti-DDX5 antibody



Catalog Number: 141337

## Product name

Anti-DDX5 antibody

## Specificity

Human DDX5

## Antibody description

Rabbit Polyclonal to Human DDX5

## Preparation

Produced in rabbits immunized with a synthetic peptide corresponding to the C-terminus of the Human DDX5, and purified by antigen affinity chromatography.

## Formulation

0.2  $\mu$ m filtered solution in PBS

## Storage

This antibody can be stored at 2°C-8°C for one month without detectable loss of activity. Antibody products are stable for twelve months from date of receipt when stored at -20°C to -80°C.

Preservative-Free.

Sodium azide is recommended to avoid contamination (final concentration 0.05%-0.1%). It is toxic to cells and should be disposed of properly. Avoid repeated freeze-thaw cycles.

## Clonality

Polyclonal

## Ig Type

Rabbit IgG

## Applications

WB, ICC/IF, IF, IP


## Dilutions

WB: 5-20  $\mu$ g/ml

ICC/IF: 0.5-3  $\mu$ g/mL

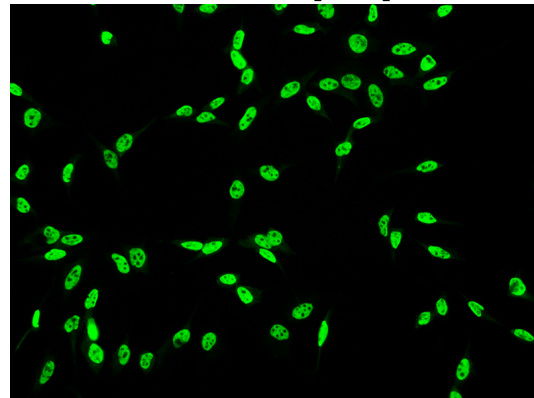
IP: 4-8 uL/mg of lysate

## Validations

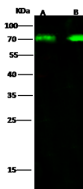


Item	Lanes	A
Sample (whole cell lysate)		PC-3
Sample quantity		0.5 mg
IP antibody quantity		4 $\mu$ L
Protein G agarose		15 $\mu$ l of 50% Protein G Agarose
Gel		13% SDS-PAGE reducing gel
Primary antibody		KLIF-SMCC-sinoA1185 antibody at 10 $\mu$ g/ml
Secondary antibody		Dylight 800-labeled antibody to rabbit IgG (H+L), at 1:5000 dilution

## Human DDX5 Immunoprecipitation(IP) 15150



## Human DDX5 Immunofluorescence(IF) 15149



Item	Lanes	A	B
Sample (whole cell lysate)		HeLa	PC12
Sample Volume ( $\mu$ g/lane)		30	30
Gel		13% SDS-PAGE reducing gel	
Recommended Concentration		5-20 $\mu$ g/ml	
Secondary Antibody		Dylight 800-labeled Antibody to Rabbit IgG (H+L), at 1:5000 dilution.	
		Developed using Odyssey imaging system.	
Explanation		Predicted band size : 69 kDa Observed band size : 70 kDa	

## Human DDX5 Western blot (WB) 15148