

# UQCRFS1 antibody



Catalog Number: 116637

## Product name

UQCRFS1 antibody

## Specificity

Human, Mouse, Rat; other species not tested.

## Antibody description

UQCRFS1 Rabbit Polyclonal antibody. Positive IHC detected in human kidney tissue, human heart tissue. Positive WB detected in MCF-7 cells, A2780 cells, HEK-293 cells, HeLa cells, MCF7 cells, mouse brain tissue, mouse heart tissue. Positive IP detected in mouse heart tissue. Observed molecular weight by Western-blot: 25 kDa

## Preparation

This antibody was obtained by immunization of UQCRFS1 recombinant protein (Accession Number: NM\_006003). Purification method: Antigen affinity purified.

## Formulation

PBS with 0.02% sodium azide and 50% glycerol pH 7.3.

## Storage

Store at -20°C. DO NOT ALIQUOT

## Clonality

Polyclonal

## Ig Type

Rabbit IgG

## Applications

ELISA, IHC, WB, IP

## Dilutions


Recommended Dilution:

WB: 1:1000-1:10000

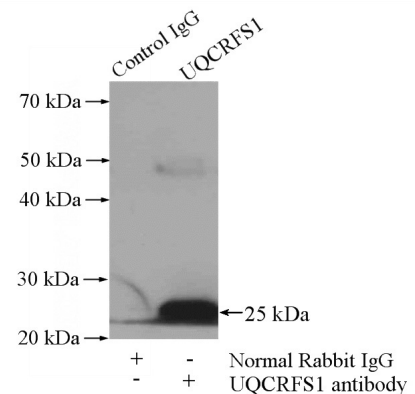
IP: 1:500-1:5000

IHC: 1:20-1:200

## Validations



MCF-7 cells were subjected to SDS PAGE followed by western blot with Catalog No:116637(UQCRFS1 Antibody) at dilution of



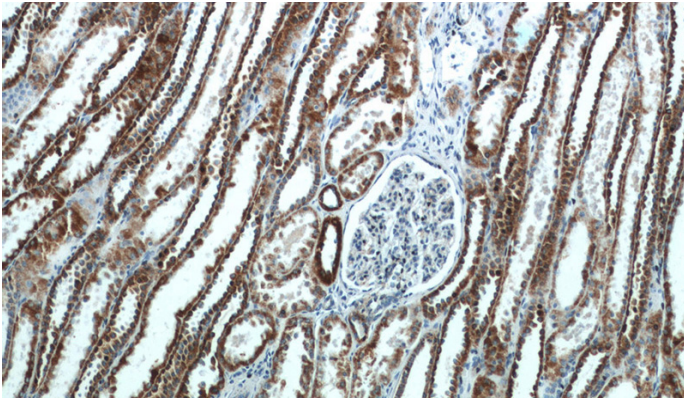
1:2000

IP Result of anti-UQCRFS1 (IP:Catalog No:116637, 4ug; Detection:Catalog No:116637 1:1000) with mouse heart tissue lysate 4000ug.

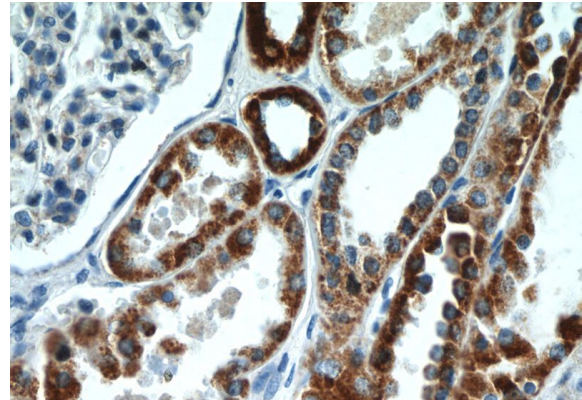
# UQCRFS1 antibody

Catalog Number: 116637

---



Immunohistochemistry of paraffin-embedded human kidney tissue slide using Catalog No:116637(UQCRFS1 Antibody) at dilution of 1:50 (under 10x lens)



Immunohistochemistry of paraffin-embedded human kidney tissue slide using Catalog No:116637(UQCRFS1 Antibody) at dilution of 1:50 (under 40x lens)