

IHH antibody

Catalog Number: 111637

Product name

IHH antibody

Specificity

Human, Mouse, Rat; other species not tested.

Antibody description

IHH Rabbit Polyclonal antibody. Positive WB detected in human kidney tissue, human heart tissue. Positive IHC detected in human stomach cancer tissue, human kidney tissue. Observed molecular weight by Western-blot: 45 kDa

Preparation

This antibody was obtained by immunization of IHH recombinant protein (Accession Number: BC034757). Purification method: Antigen affinity purified.

Formulation

PBS with 0.02% sodium azide and 50% glycerol pH 7.3.

Storage

Store at -20°C. DO NOT ALIQUOT

Clonality

Polyclonal

Ig Type

Rabbit IgG

Applications

ELISA, WB, IHC


Dilutions

Recommended Dilution:

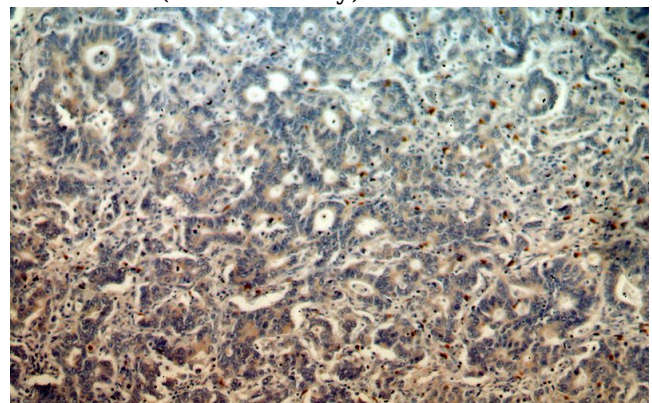
WB: 1:500-1:5000

IHC: 1:20-1:200

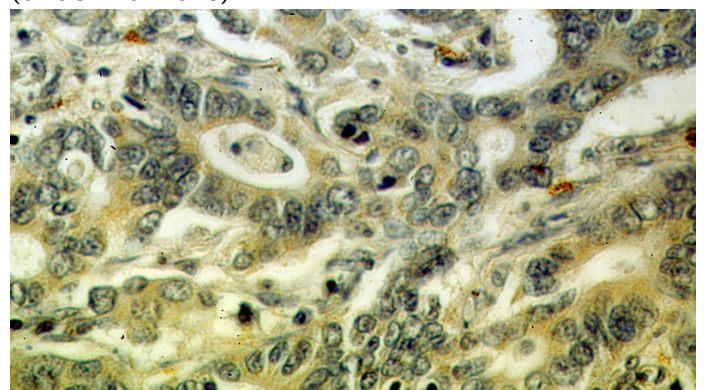
Validations



human kidney tissue were subjected to SDS PAGE followed by western blot with Catalog No:111637(IHH antibody) at dilution of 1:500



Immunohistochemical of paraffin-embedded human stomach cancer using Catalog No:111637(IHH antibody) at dilution of 1:50 (under 10x lens)



Immunohistochemical of paraffin-embedded human stomach cancer using Catalog No:111637(IHH antibody) at dilution of 1:50

IHH antibody



Catalog Number: 111637

(under 40x lens)