

ARAP3 antibody



Catalog Number: 108237

Product name

ARAP3 antibody

Immunogen

[Human ARAP3 Recombinant protein \(His tag\)](#)

Specificity

Human; other species not tested.

Antibody description

ARAP3 Rabbit Polyclonal antibody. Positive WB detected in Transfected HEK-293 cells. Positive IHC detected in human colon tissue, human colon cancer tissue. Observed molecular weight by Western-blot: 45 kDa

Preparation

This antibody was obtained by immunization of ARAP3 recombinant protein (Accession Number: BC009968). Purification method: Antigen Affinity purified.

Formulation

PBS with 0.02% sodium azide and 50% glycerol pH 7.3.

Storage

Store at -20°C. DO NOT ALIQUOT

Clonality

Polyclonal

Ig Type

Rabbit IgG

Applications

ELISA, IHC, WB

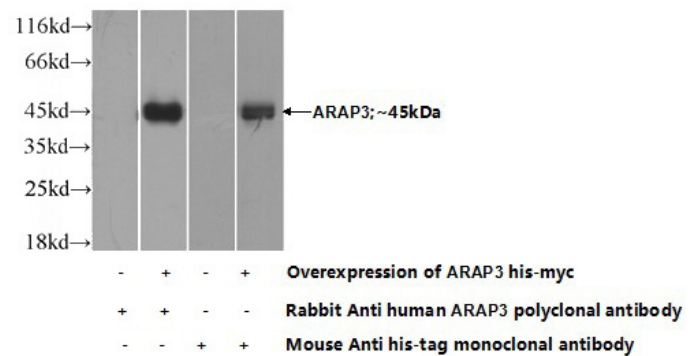
Dilutions

Recommended Dilution:

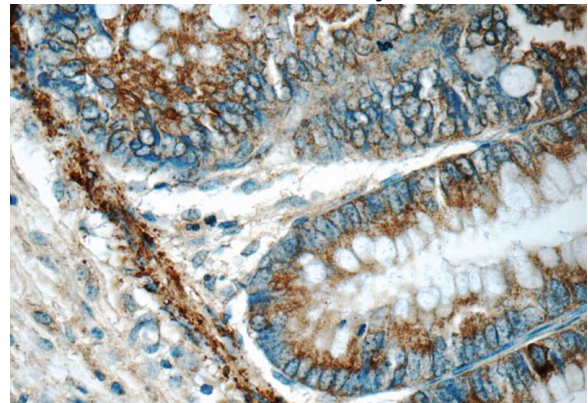
WB: 1:200-1:2000

IHC: 1:20-1:200

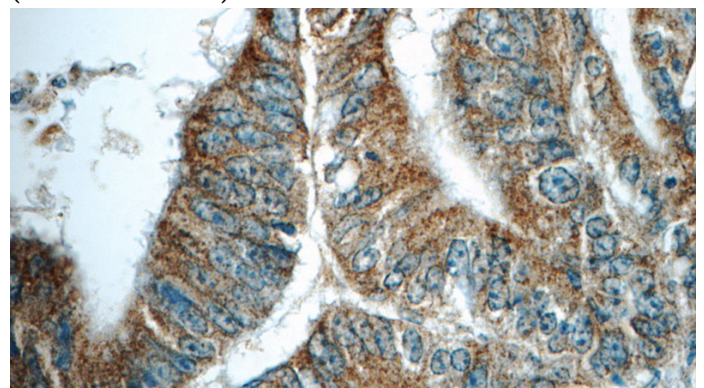
Validations



Transfected HEK-293 cells were subjected to SDS PAGE followed by western blot with Catalog No:108237(ARAP3 Antibody) at dilution of 1:700



Immunohistochemistry of paraffin-embedded human colon tissue slide using Catalog No:108237(ARAP3 Antibody) at dilution of 1:50 (under 40x lens)



ARAP3 antibody



Catalog Number: 108237

Immunohistochemistry of paraffin-embedded human colon cancer tissue slide using Catalog

No:108237(ARAP3 Antibody) at dilution of 1:50 (under 40x lens)