

CBLN4 antibody



Catalog Number: 108937

Product name

CBLN4 antibody

Specificity

Human, Mouse, Rat; other species not tested.

Antibody description

CBLN4 Rabbit Polyclonal antibody. Positive IHC detected in human cerebellum tissue, human testis tissue. Positive WB detected in mouse cerebellum tissue, mouse brain tissue, mouse kidney tissue. Observed molecular weight by Western-blot: 22 kDa

Preparation

This antibody was obtained by immunization of Peptide (Accession Number: NM_080617). Purification method: Antigen affinity purified.

Formulation

PBS with 0.1% sodium azide and 50% glycerol pH 7.3.

Storage

Store at -20°C. DO NOT ALIQUOT

Clonality

Polyclonal

Ig Type

Rabbit IgG

Applications

ELISA, WB, IHC


Dilutions

Recommended Dilution:

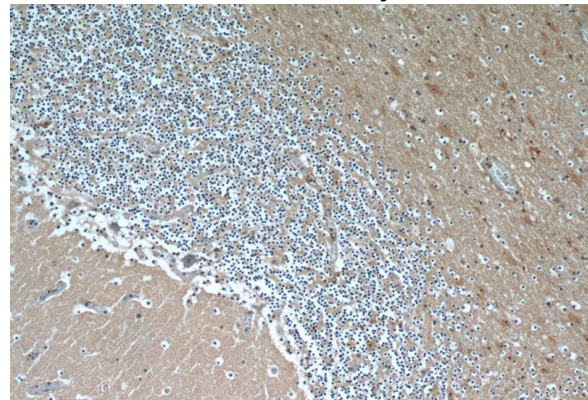
WB: 1:200-1:1000

IHC: 1:20-1:200

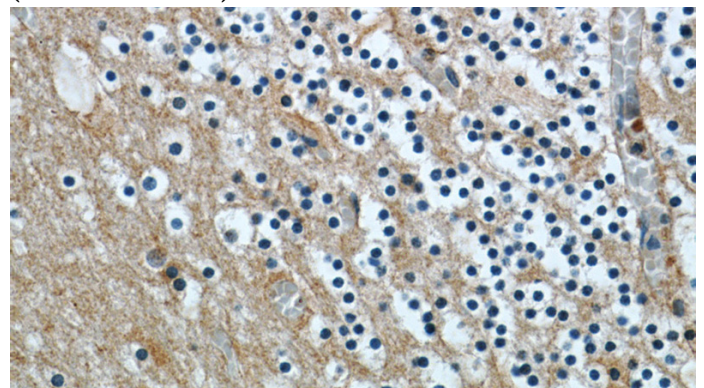
Validations



mouse cerebellum tissue were subjected to SDS PAGE followed by western blot with Catalog No:108937(CBLN4 Antibody) at dilution of 1:300



Immunohistochemical of paraffin-embedded human cerebellum using Catalog No:108937(CBLN4 antibody) at dilution of 1:50 (under 10x lens)



Immunohistochemical of paraffin-embedded human cerebellum using Catalog No:108937(CBLN4 antibody) at dilution of 1:50

CBLN4 antibody



Catalog Number: 108937

(under 40x lens)