

RUNX1T1 antibody



Catalog Number: 114937

Product name

RUNX1T1 antibody

IP: 1:200-1:2000

IHC: 1:20-1:200

Specificity

Human, Mouse; other species not tested.

Antibody description

RUNX1T1 Rabbit Polyclonal antibody. Positive WB detected in HepG2 cells, Jurkat cells, mouse brain tissue. Positive IP detected in mouse brain tissue. Positive IHC detected in mouse brain tissue. Observed molecular weight by Western-blot: 70-80 kDa

Preparation

This antibody was obtained by immunization of RUNX1T1 recombinant protein (Accession Number: XM_024447318). Purification method: Antigen affinity purified.

Formulation

PBS with 0.02% sodium azide and 50% glycerol pH 7.3.

Storage

Store at -20°C. DO NOT ALIQUOT

Clonality

Polyclonal

Ig Type

Rabbit IgG

Applications


ELISA, WB, IHC, IP

Dilutions

Recommended Dilution:

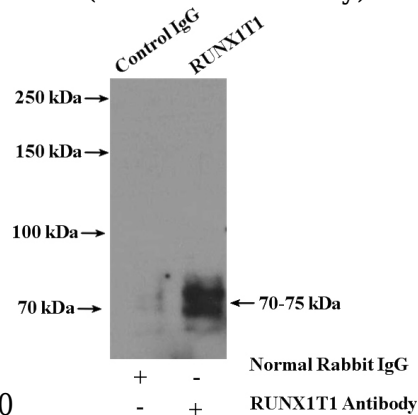
WB: 1:200-1:2000

Validations

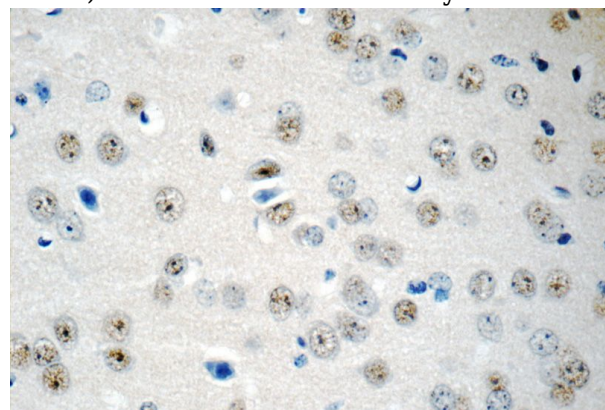


HepG2 cells were subjected to SDS PAGE followed by western blot with Catalog No:114937(RUNX1T1 antibody) at dilution of

1:600



IP Result of anti-RUNX1T1 (IP:Catalog No:114937, 4ug; Detection:Catalog No:114937 1:800) with mouse brain tissue lysate 3600ug.



Immunohistochemistry of paraffin-embedded

RUNX1T1 antibody



Catalog Number: 114937

mouse brain tissue slide using Catalog

No:114937(RUNX1T1 Antibody) at dilution of 1:50
(under 40x lens)