

VCAM-1 antibody

Catalog Number: 107537

Product name

VCAM-1 antibody

Specificity

Human; other species not tested.

Antibody description

VCAM-1 Mouse Monoclonal antibody. Positive IHC detected in human lung cancer tissue. Positive WB detected in human spleen tissue. Observed molecular weight by Western-blot: 110 kDa

Preparation

This antibody was obtained by immunization of VCAM-1 recombinant protein (Accession Number: NM_001078). Purification method: Protein A purified.

Formulation

PBS with 0.02% sodium azide and 50% glycerol pH 7.3.

Storage

Store at -20°C. DO NOT ALIQUOT

Clonality

Monoclonal

Ig Type

Mouse IgG2a

Applications

ELISA, WB, IHC


Dilutions

Recommended Dilution:

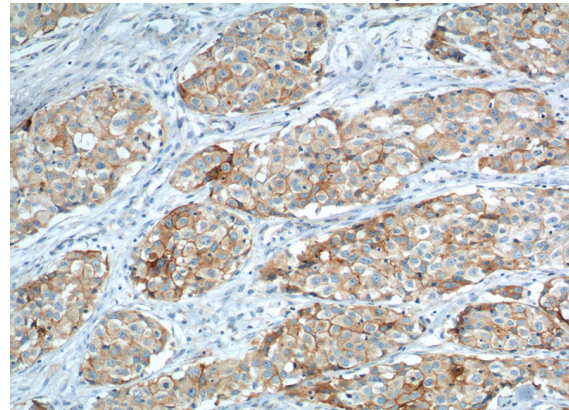
WB: 1:200-1:2000

IHC: 1:50-1:500

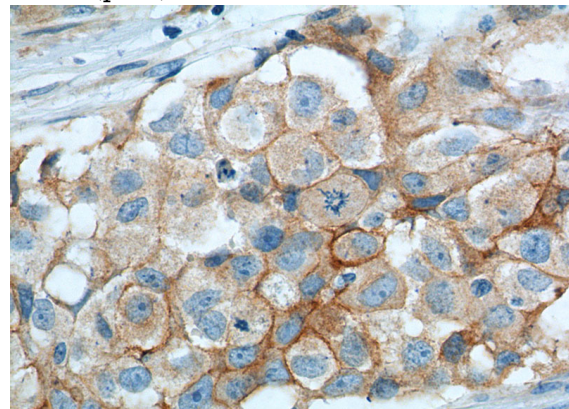
Validations



human spleen tissue were subjected to SDS PAGE followed by western blot with Catalog No:107537(VCAM-1 Antibody) at dilution of 1:800



Immunohistochemistry of paraffin-embedded human lung cancer tissue slide using (VCAM-1 Antibody) at dilution of 1:800 (under 10x lens). heat mediated antigen retrieved with Tris-EDTA buffer(pH9).



Immunohistochemistry of paraffin-embedded human lung cancer tissue slide using (VCAM-1 Antibody) at dilution of 1:800 (under 40x lens).

VCAM-1 antibody



Catalog Number: 107537

heat mediated antigen retrieved with Tris-EDTA buffer(pH9).