

FBL antibody

Catalog Number: 110537

Product name

FBL antibody

IP: 1:200-1:2000

IF: 1:20-1:200

Specificity

Human, Mouse, Rat; other species not tested.

Antibody description

FBL Rabbit Polyclonal antibody. Positive IF detected in A375 cells. Positive IP detected in A375 cells. Positive WB detected in HeLa cells, A375 cells, mouse kidney tissue, mouse liver tissue. Observed molecular weight by Western-blot: 34 kDa

Preparation

This antibody was obtained by immunization of FBL recombinant protein (Accession Number: NM_001436). Purification method: Antigen affinity purified.

Formulation

PBS with 0.02% sodium azide and 50% glycerol pH 7.3.

Storage

Store at -20°C. DO NOT ALIQUOT

Clonality

Polyclonal

Ig Type

Rabbit IgG

Applications


ELISA, WB, IF, IP

Dilutions

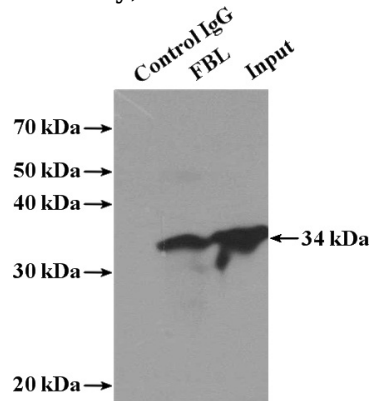
Recommended Dilution:

WB: 1:500-1:5000

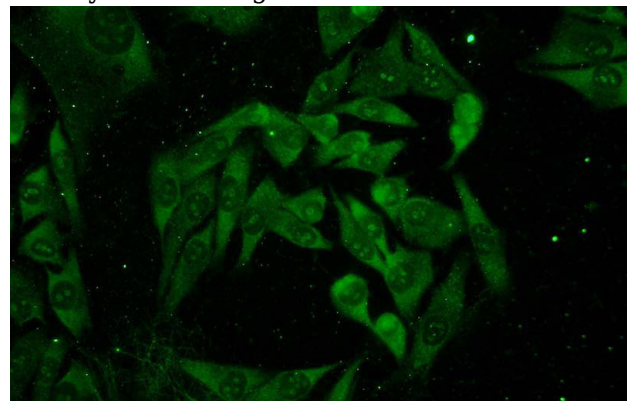
Validations



HeLa cells were subjected to SDS PAGE followed by western blot with Catalog No:110537(FBL antibody) at dilution of 1:500



IP Result of anti-FBL (IP:Catalog No:110537, 4ug; Detection:Catalog No:110537 1:500) with A375 cells lysate 3600ug.



Immunofluorescent analysis of A375 cells using Catalog No:110537(FBL Antibody) at dilution of

FBL antibody



Catalog Number: 110537

1:50 and Alexa Fluor 488-conjugated AffiniPure

Goat Anti-Rabbit IgG(H+L)