

Galectin 4 antibody



Catalog Number: 110837

Product name

Galectin 4 antibody

IHC: 1:20-1:200

IF: 1:10-1:100


Specificity

Human, Mouse, Rat; other species not tested.

Validations

Antibody description

Galectin 4 Rabbit Polyclonal antibody. Positive IHC detected in human breast cancer tissue. Positive IF detected in COLO 320 cells. Positive FC detected in MCF-7 cells. Positive WB detected in Jurkat cells, COLO 320 cells. Observed molecular weight by Western-blot: 38kd



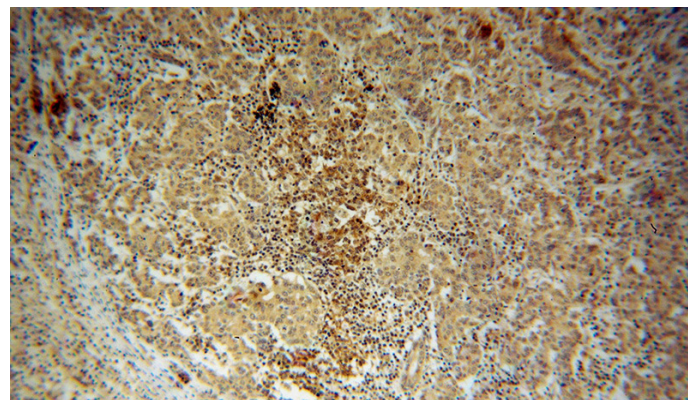
Preparation

This antibody was obtained by immunization of Galectin 4 recombinant protein (Accession Number: NM_006149). Purification method: Antigen affinity purified.

Jurkat cells were subjected to SDS PAGE followed by western blot with Catalog No:110837(LGALS4,GAL4 antibody) at dilution of 1:400

Formulation

PBS with 0.02% sodium azide and 50% glycerol pH 7.3.



Storage

Store at -20°C. DO NOT ALIQUOT

Clonality

Polyclonal

Ig Type

Rabbit IgG

Applications

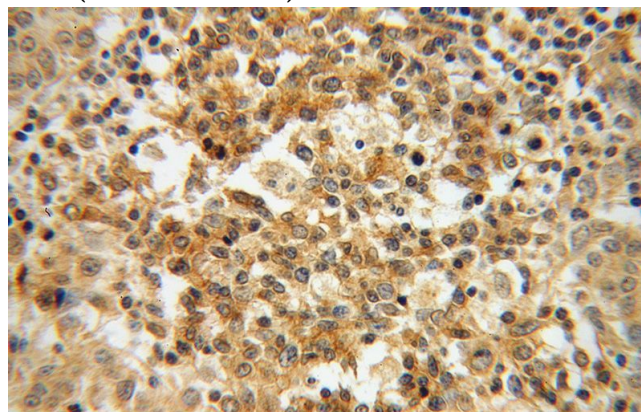
ELISA, WB, IHC, FC, IF

Dilutions

Recommended Dilution:

WB: 1:200-1:2000

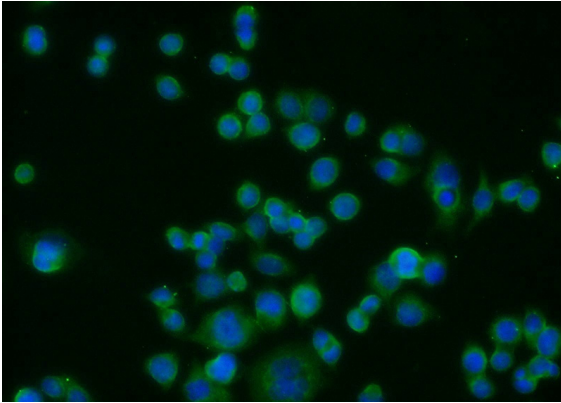
Immunohistochemical of paraffin-embedded human breast cancer using Catalog No:110837(LGALS4,GAL4 antibody) at dilution of 1:50 (under 10x lens)



Galectin 4 antibody

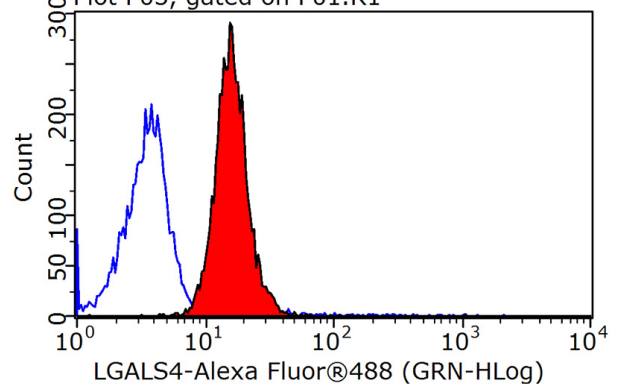
Catalog Number: 110837

Immunohistochemical of paraffin-embedded human breast cancer using Catalog No:110837(LGALS4,GAL4 antibody) at dilution of 1:50 (under 40x lens)



Immunofluorescent analysis of COLO 320 cells using Catalog No:110837(LGALS4,GAL4 Antibody) at dilution of 1:25 and Alexa Fluor 488-

conjugated AffiniPure Goat Anti-Rabbit IgG(H+L)
Plot P03, gated on P01.R1



1X10⁶ MCF-7 cells were stained with 0.2ug LGALS4,GAL4 antibody (Catalog No:110837, red) and control antibody (blue). Fixed with 90% MeOH blocked with 3% BSA (30 min). Alexa Fluor 488-conjugated AffiniPure Goat Anti-Rabbit IgG(H+L) with dilution 1:1500.