

BCRP/ABCG2 antibody



Catalog Number: 108437

Product name

BCRP/ABCG2 antibody

Specificity

Human, Mouse; other species not tested.

Antibody description

BCRP/ABCG2 Rabbit Polyclonal antibody. Positive WB detected in mouse brain tissue. Positive IHC detected in human meningioma tissue, human gliomas tissue. Observed molecular weight by Western-blot: 60-70 kDa

Preparation

This antibody was obtained by immunization of BCRP/ABCG2 recombinant protein (Accession Number: NM_004827). Purification method: Antigen affinity purified.

Formulation

PBS with 0.1% sodium azide and 50% glycerol pH 7.3.

Storage

Store at -20°C. DO NOT ALIQUOT

Clonality

Polyclonal

Ig Type

Rabbit IgG

Applications

ELISA, WB, IHC


Dilutions

Recommended Dilution:

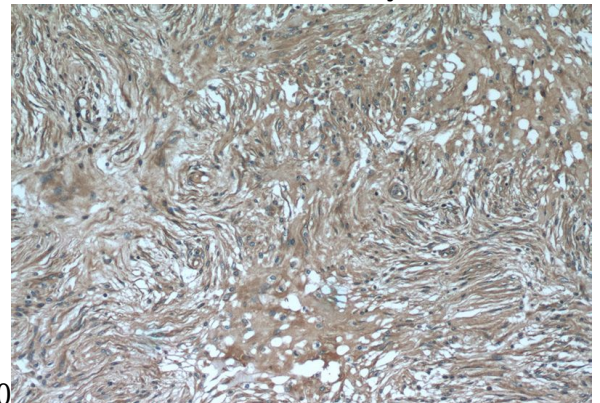
WB: 1:200-1:1000

IHC: 1:20-1:200

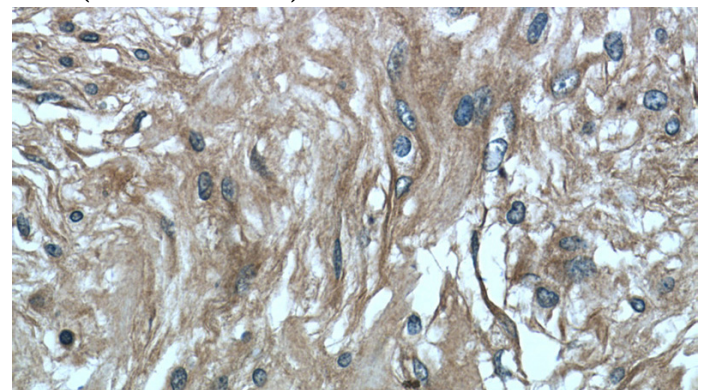
Validations



mouse brain tissue were subjected to SDS PAGE followed by western blot with Catalog No:117110(BCRP,ABCG2 antibody) at dilution of



Immunohistochemistry of paraffin-embedded human meningioma tissue slide using Catalog No:117110(BCRP,ABCG2 Antibody) at dilution of 1:50 (under 10x lens)



Immunohistochemistry of paraffin-embedded human meningioma tissue slide using Catalog No:117110(BCRP,ABCG2 Antibody) at dilution of

BCRP/ABCG2 antibody



Catalog Number: 108437

1:50 (under 40x lens)