

# ASB4 Polyclonal Antibody



Catalog Number: 163437

## Product name

ASB4 Polyclonal Antibody

## Specificity

Human, Mouse

## Antibody description

Polyclonal antibody to ASB4

## Preparation

Antigen: Recombinant fusion protein containing a sequence corresponding to amino acids 1-300 of human ASB4 (NP\_665879.1).

## Formulation

PBS with 0.02% sodium azide, 50% glycerol, pH7.3.

## Storage

Store at -20°C. Avoid freeze / thaw cycles.

## Clonality

Polyclonal

## Ig Type

Rabbit IgG

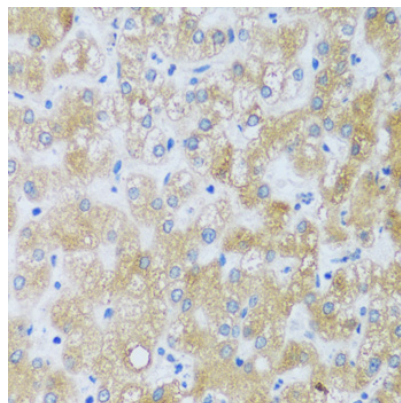
## Applications

IHC

## Dilutions

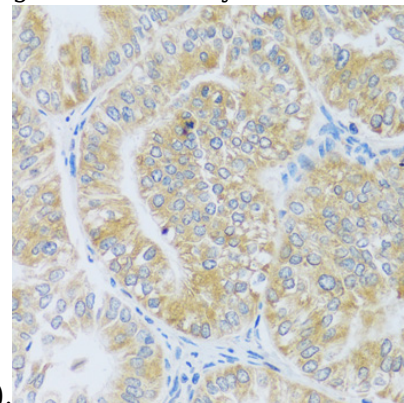
IHC 1:50 - 1:200

## Validations



Immunohistochemistry - ASB4 Polyclonal Antibody

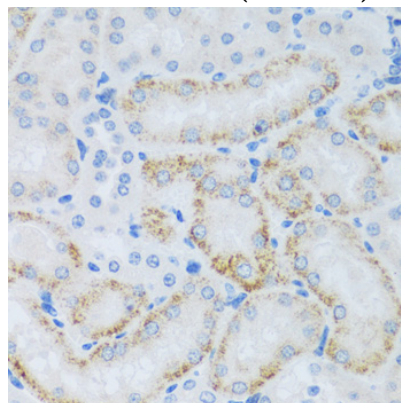
Immunohistochemistry of paraffin-embedded human liver using ASB4 antibody at dilution of



1:100 (40x lens).

Immunohistochemistry - ASB4 Polyclonal Antibody

Immunohistochemistry of paraffin-embedded human uterine cancer using ASB4 antibody at dilution of 1:100 (40x lens).



Immunohistochemistry - ASB4 Polyclonal Antibody

Immunohistochemistry of paraffin-embedded mouse kidney using ASB4 antibody at dilution of

# ASB4 Polyclonal Antibody



Catalog Number: 163437

---

1:100 (40x lens).