

# STMN3 antibody

Catalog Number: 115727

## Product name

STMN3 antibody

IP: 1:1000-1:10000

IHC: 1:20-1:200


## Specificity

Human, Mouse, Rat; other species not tested.

## Validations

## Antibody description

STMN3 Rabbit Polyclonal antibody. Positive IP detected in mouse brain tissue. Positive WB detected in human brain tissue, rat brain tissue. Positive IHC detected in human colon cancer tissue. Observed molecular weight by Western-blot: 21-25kd



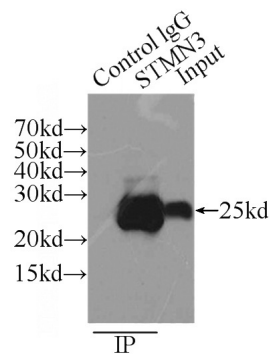
## Preparation

This antibody was obtained by immunization of STMN3 recombinant protein (Accession Number: NM\_015894). Purification method: Antigen affinity purified.

human brain tissue were subjected to SDS PAGE followed by western blot with Catalog No:115727(STMN3 antibody) at dilution of 1:2000

## Formulation

PBS with 0.1% sodium azide and 50% glycerol pH 7.3.



## Storage

Store at -20°C. DO NOT ALIQUOT

## Clonality

Polyclonal

IP Result of anti-STMN3 (IP:Catalog No:115727, 3ug; Detection:Catalog No:115727 1:2000) with mouse brain tissue lysate 8000ug.

## Ig Type

Rabbit IgG

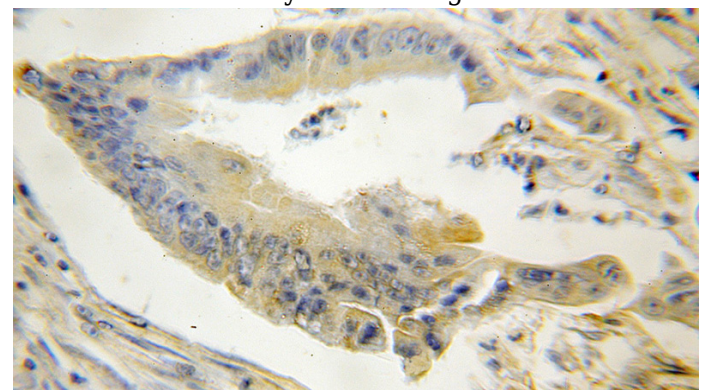
## Applications

ELISA, IHC, IP, WB

## Dilutions

Recommended Dilution:

WB: 1:1000-1:10000



Immunohistochemical of paraffin-embedded human colon cancer using Catalog

# STMN3 antibody



Catalog Number: 115727

---

No:115727(STMN3 antibody) at dilution of 1:50 (under 10x lens)