

ODF3 antibody

Catalog Number: 113327

Product name

ODF3 antibody

Specificity

Human, Rat; other species not tested.

Antibody description

ODF3 Rabbit Polyclonal antibody. Positive IHC detected in human testis tissue. Positive WB detected in rat testis tissue. Observed molecular weight by Western-blot: 30 kDa

Preparation

This antibody was obtained by immunization of ODF3 recombinant protein (Accession Number: NM_053280). Purification method: Antigen affinity purified.

Formulation

PBS with 0.1% sodium azide and 50% glycerol pH 7.3.

Storage

Store at -20°C. DO NOT ALIQUOT

Clonality

Polyclonal

Ig Type

Rabbit IgG

Applications

ELISA, IHC, WB


Dilutions

Recommended Dilution:

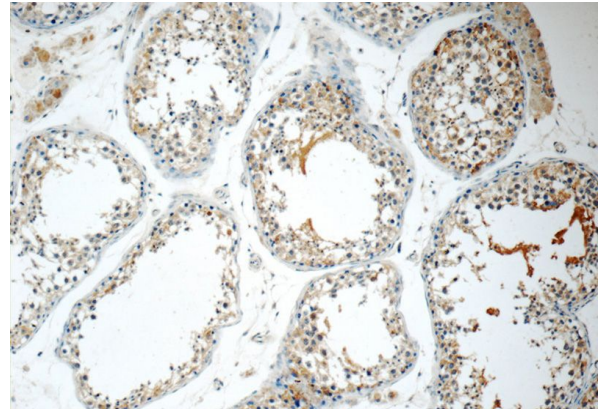
WB: 1:200-1:2000

IHC: 1:20-1:200

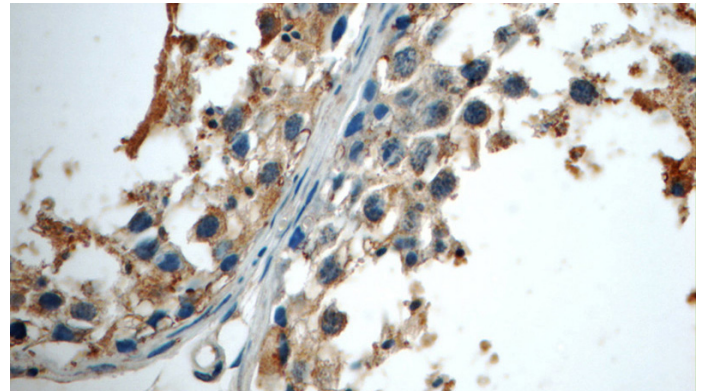
Validations



rat testis tissue were subjected to SDS PAGE followed by western blot with Catalog No:113327(ODF3 Antibody) at dilution of 1:600



Immunohistochemistry of paraffin-embedded human testis tissue slide using Catalog No:113327(ODF3 Antibody) at dilution of 1:50 (under 10x lens)



Immunohistochemistry of paraffin-embedded human testis tissue slide using Catalog No:113327(ODF3 Antibody) at dilution of 1:50 (under 40x lens)