

CUTC antibody

Catalog Number: 109627

Product name

CUTC antibody

Specificity

human, mouse, rat; other species not tested.

Antibody description

CUTC Rabbit Polyclonal antibody. Positive WB detected in HeLa cells, HEK-293 cells, mouse skeletal muscle tissue, human testis tissue. Positive IHC detected in human endometrial cancer. Observed molecular weight by Western-blot: 29kd

Preparation

This antibody was obtained by immunization of CUTC recombinant protein (Accession Number: NM_015960). Purification method: Antigen affinity purified.

Formulation

PBS with 0.02% sodium azide and 50% glycerol pH 7.3.

Storage

Store at -20°C. DO NOT ALIQUOT

Clonality

Polyclonal

Ig Type

Rabbit IgG

Applications

ELISA, WB, IHC


Dilutions


Recommended Dilution:

WB: 1:500-1:5000

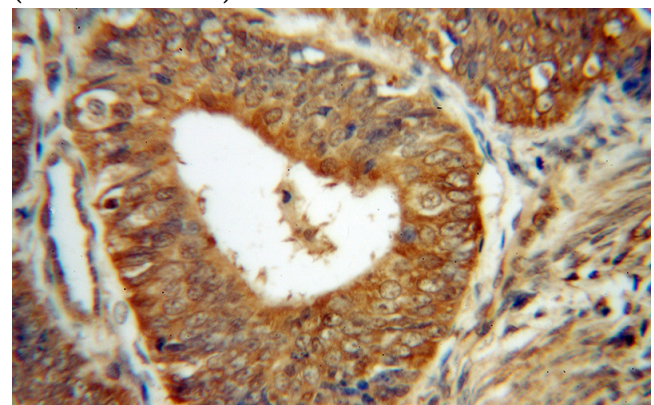
IHC: 1:20-1:200

Validations



HeLa cells were subjected to SDS PAGE followed by western blot with Catalog No:109627(CUTC antibody) at dilution of 1:500 

Immunohistochemical of paraffin-embedded human endometrial cancer using Catalog No:109627(CUTC antibody) at dilution of 1:100 (under 10x lens)



Immunohistochemical of paraffin-embedded human endometrial cancer using Catalog No:109627(CUTC antibody) at dilution of 1:100 (under 40x lens)