

UPF3B antibody



Catalog Number: 116627

Product name

UPF3B antibody

WB: 1:500-1:5000

IHC: 1:20-1:200

Specificity

Human, Mouse, Rat; other species not tested.

Antibody description

UPF3B Rabbit Polyclonal antibody. Positive IHC detected in human testis tissue, human heart tissue, human skeletal muscle tissue. Positive WB detected in Jurkat cells, HEK-293 cells, K-562 cells, mouse brain tissue. Observed molecular weight by Western-blot: 58 kDa

Preparation

This antibody was obtained by immunization of UPF3B recombinant protein (Accession Number: NM_023010). Purification method: Antigen affinity purified.

Formulation

PBS with 0.02% sodium azide and 50% glycerol pH 7.3.

Storage

Store at -20°C. DO NOT ALIQUOT

Clonality

Polyclonal

Ig Type

Rabbit IgG


Applications

ELISA, WB, IHC

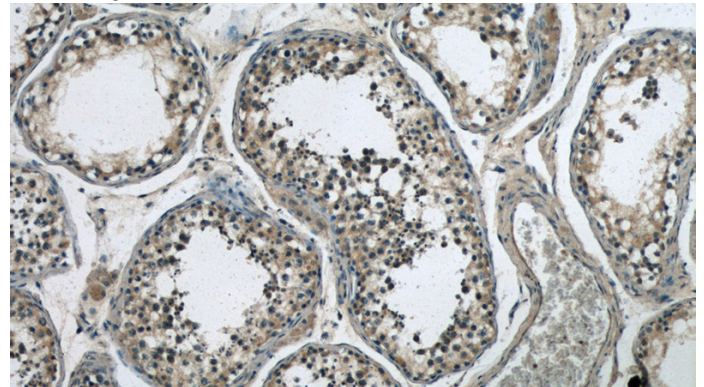
Dilutions

Recommended Dilution:

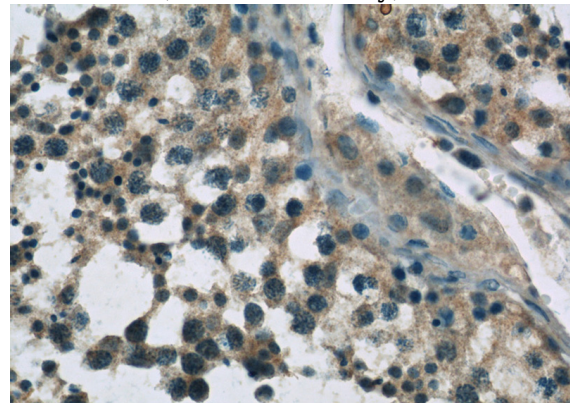
Validations



Jurkat cells were subjected to SDS PAGE followed by western blot with Catalog No:116627(UPF3B antibody) at dilution of 1:2000



Immunohistochemistry of paraffin-embedded human testis slide using Catalog No:116627(UPF3B Antibody) at dilution of 1:50



Immunohistochemistry of paraffin-embedded human testis slide using Catalog No:116627(UPF3B Antibody) at dilution of 1:50