

# PDK4 antibody

Catalog Number: 113627

## Product name

PDK4 antibody

WB: 1:200-1:1000

IHC: 1:20-1:200

## Specificity

Human, Mouse, Rat; other species not tested.

## Antibody description

PDK4 Rabbit Polyclonal antibody. Positive WB detected in mouse heart tissue, human heart tissue, human placenta tissue, mouse skeletal muscle tissue, rat heart tissue. Positive IHC detected in human kidney tissue, human skeletal muscle tissue. Observed molecular weight by Western-blot: 46 kDa

## Preparation

This antibody was obtained by immunization of PDK4 recombinant protein (Accession Number: NM\_002612). Purification method: Antigen affinity purified.

## Formulation

PBS with 0.1% sodium azide and 50% glycerol pH 7.3.

## Storage

Store at -20°C. DO NOT ALIQUOT

## Clonality

Polyclonal

## Ig Type

Rabbit IgG


## Applications

ELISA, WB, IHC

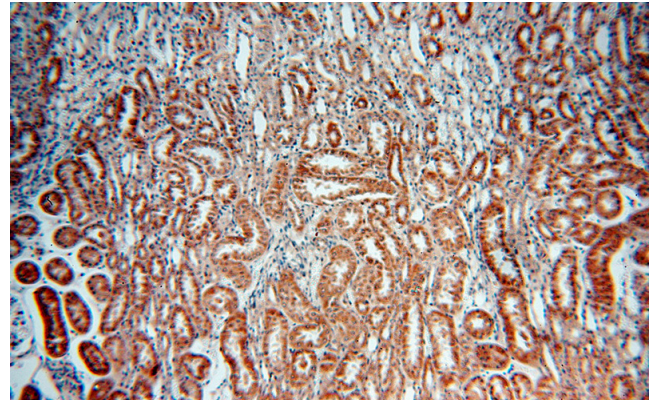
## Dilutions

Recommended Dilution:

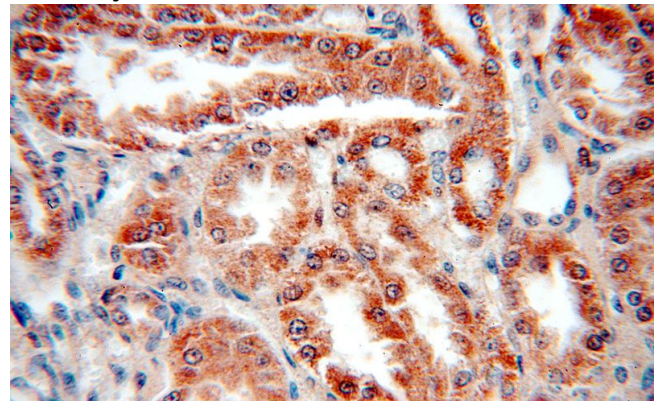
## Validations



mouse heart tissue were subjected to SDS PAGE followed by western blot with Catalog No:113627(PDK4 antibody) at dilution of 1:1000



Immunohistochemical of paraffin-embedded human kidney using Catalog No:113627(PDK4 antibody) at dilution of 1:50 (under 10x lens)



Immunohistochemical of paraffin-embedded human kidney using Catalog No:113627(PDK4

# PDK4 antibody



Catalog Number: 113627

---

antibody) at dilution of 1:50 (under 40x lens)