

MIP-3-beta antibody



Catalog Number: 112627

Product name

MIP-3-beta antibody

IHC: 1:20-1:200

IF: 1:20-1:200


Specificity

Human; other species not tested.

Validations

Antibody description

MIP-3-beta Rabbit Polyclonal antibody. Positive IHC detected in human lymphoma tissue. Positive IF detected in A549 cells. Positive WB detected in A549 cells, HepG2 cells. Observed molecular weight by Western-blot: 12 kDa



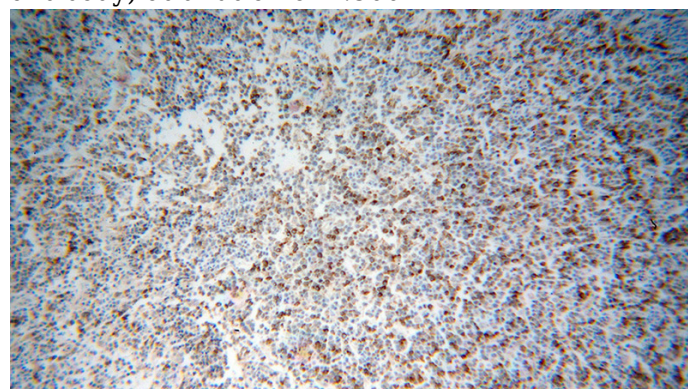
Preparation

This antibody was obtained by immunization of MIP-3-beta recombinant protein (Accession Number: NM_006274). Purification method: Antigen affinity purified.

A549 cells were subjected to SDS PAGE followed by western blot with Catalog No:112627(MIP3 β antibody) at dilution of 1:500

Formulation

PBS with 0.02% sodium azide and 50% glycerol pH 7.3.



Storage

Store at -20°C. DO NOT ALIQUOT

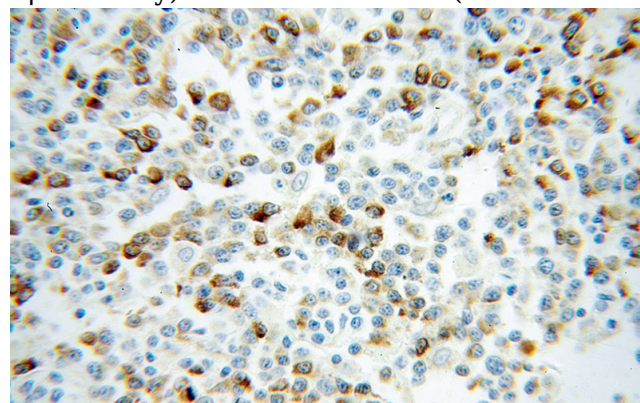
Clonality

Polyclonal

Immunohistochemical of paraffin-embedded human lymphoma using Catalog No:112627(MIP-3 β antibody) at dilution of 1:100 (under 10x lens)

Ig Type

Rabbit IgG



Applications

ELISA, WB, IHC, IF

Dilutions

Recommended Dilution:

WB: 1:200-1:2000

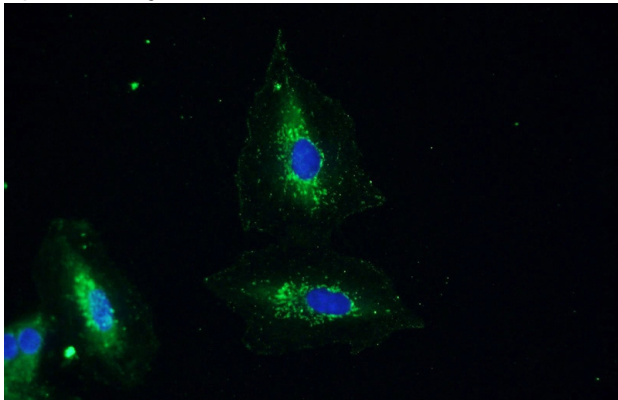
Immunohistochemical of paraffin-embedded human lymphoma using Catalog No:112627(MIP-

MIP-3-beta antibody



Catalog Number: 112627

3 β antibody) at dilution of 1:100 (under 40x lens)



Immunofluorescent analysis of A549 cells using Catalog No:112627(MIP3 β Antibody) at dilution of 1:50 and Alexa Fluor 488-conjugated AffiniPure Goat Anti-Rabbit IgG(H+L)