

FGD3 antibody

Catalog Number: 110627

Product name

FGD3 antibody

Immunogen

[Human FGD3 Recombinant protein \(GST tag\)](#)

Specificity

human; other species not tested.

Antibody description

FGD3 Rabbit Polyclonal antibody. Positive IHC detected in human placenta. Positive IF detected in Hela. Positive WB detected in A431 cells. Observed molecular weight by Western-blot: 79kd

Preparation

This antibody was obtained by immunization of FGD3 recombinant protein (Accession Number: XM_017015274). Purification method: Antigen affinity purified.

Formulation

PBS with 0.02% sodium azide and 50% glycerol pH 7.3.

Storage

Store at -20°C. DO NOT ALIQUOT

Clonality

Polyclonal

Ig Type

Rabbit IgG

Applications

ELISA, WB, IHC, IF

Dilutions


Recommended Dilution:

WB: 1:500-1:5000

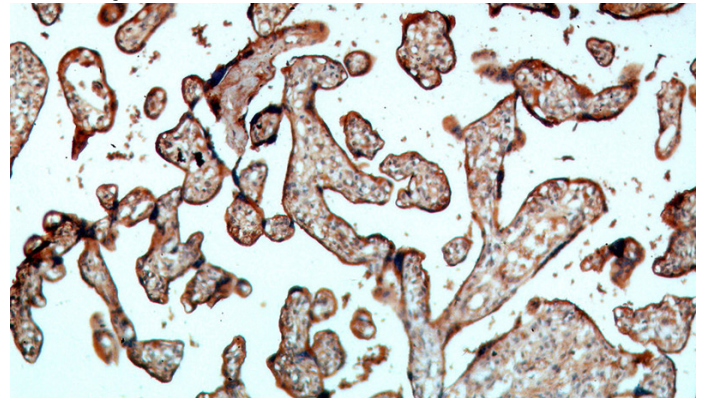
IHC: 1:20-1:200

IF: 1:10-1:100

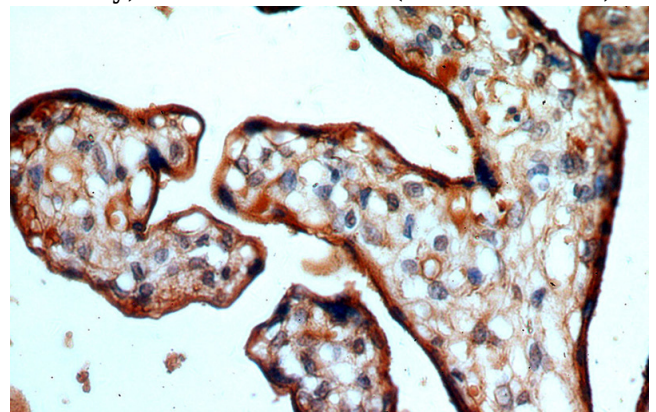
Validations



A431 cells were subjected to SDS PAGE followed by western blot with Catalog No:110627(FGD3 antibody) at dilution of 1:500



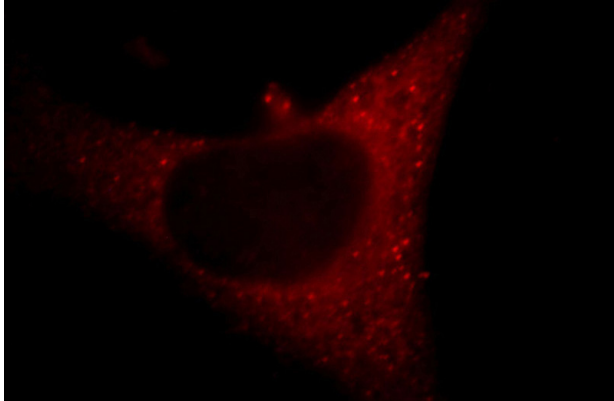
Immunohistochemical of paraffin-embedded human placenta using Catalog No:110627(FGD3 antibody) at dilution of 1:50 (under 10x lens)



FGD3 antibody

Catalog Number: 110627

Immunohistochemical of paraffin-embedded human placenta using Catalog No:110627(FGD3 antibody) at dilution of 1:50 (under 40x lens)



Immunofluorescent analysis of HeLa cells, using FGD3 antibody Catalog No:110627 at 1:25 dilution and Rhodamine-labeled goat anti-rabbit IgG (red).