

# TDP-43 (full length) antibody



Catalog Number: 115927

## Product name

TDP-43 (full length) antibody

WB: 1:1000-1:10000

IP: 1:500-1:5000

## Specificity

Human, Mouse, Rat; other species not tested.


IHC: 1:20-1:200

IF: 1:20-1:200

## Antibody description

TDP-43 (full length) Rabbit Polyclonal antibody. Positive FC detected in SH-SY5Y cells. Positive IF detected in HeLa cells. Positive IHC detected in human gliomas tissue. Positive WB detected in HeLa cells, human heart tissue, K-562 cells. Positive IP detected in K-562 cells. Observed molecular weight by Western-blot: 43 kDa

## Validations



## Preparation

This antibody was obtained by immunization of TDP-43 (full length) recombinant protein (Accession Number: BC001487). Purification method: Antigen affinity purified.

HeLa cells were subjected to SDS PAGE followed by western blot with Catalog No:115927(TDP-43 Antibody) at dilution of 1:2000

## Formulation

PBS with 0.02% sodium azide and 50% glycerol pH 7.3.

## Storage

Store at -20°C. DO NOT ALIQUOT

## Clonality

Polyclonal

## Ig Type

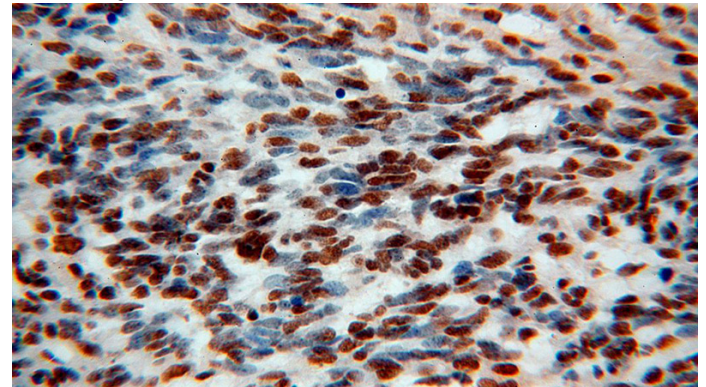
Rabbit IgG

## Applications

ELISA, IHC, IP, WB, IF, FC

## Dilutions

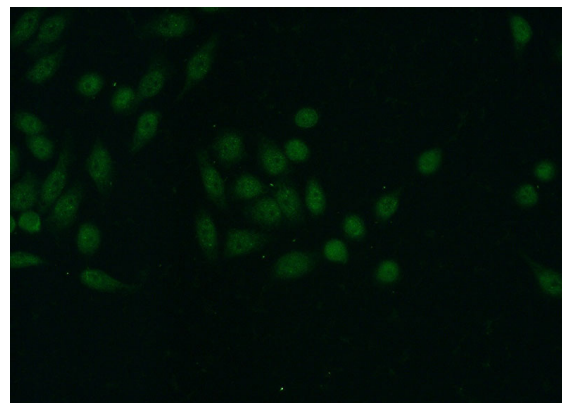
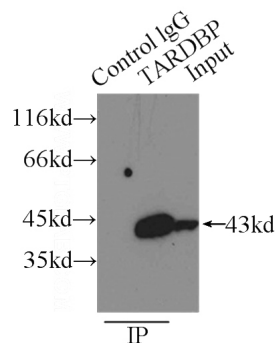
Recommended Dilution:



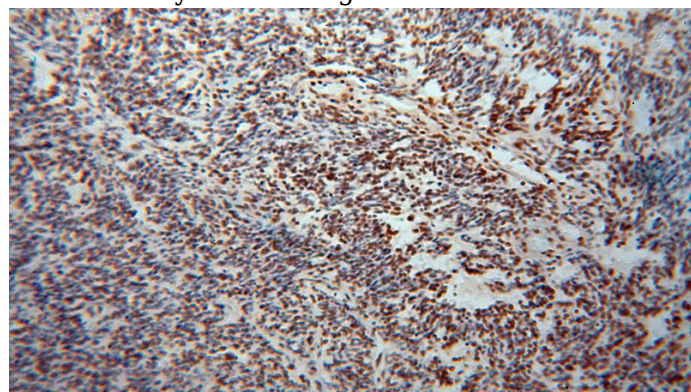
Immunohistochemical of paraffin-embedded human gliomas using Catalog No:115927(TARDBP antibody) at dilution of 1:100 (under 40x lens)

# TDP-43 (full length) antibody

Catalog Number: 115927

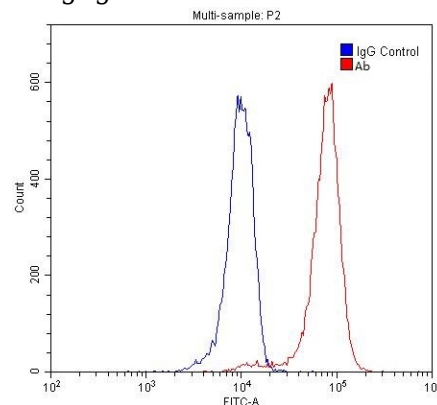


IP Result of anti-TARDBP (IP:Catalog No:115927, 3 $\mu$ g; Detection:Catalog No:115927 1:1500) with K-562 cells lysate 6000 $\mu$ g.



Immunohistochemical of paraffin-embedded human gliomas using Catalog No:115927 (TARDBP antibody) at dilution of 1:100 (under 10x lens)

Immunofluorescent analysis of (-20°C Ethanol) fixed HeLa cells using Catalog No:115927 (TDP-43 Antibody) at dilution of 1:50 and Alexa Fluor 488-conjugated AffiniPure Goat Anti-Rabbit IgG(H+L)



1X10<sup>6</sup> SH-SY5Y cells were stained with 0.2 $\mu$ g TDP-43 antibody (Catalog No:115927, red) and control antibody (blue). Fixed with 4% PFA blocked with 3% BSA (30 min). Alexa Fluor 488-conjugated AffiniPure Goat Anti-Rabbit IgG(H+L) with dilution 1:1500.