

MYH1 antibody

Catalog Number: 112927

Product name

MYH1 antibody

Specificity

Human; other species not tested.

Antibody description

MYH1 Rabbit Polyclonal antibody. Positive WB detected in human skeletal muscle tissue. Positive IHC detected in human skeletal muscle tissue. Observed molecular weight by Western-blot: 223 kDa

Preparation

This antibody was obtained by immunization of Peptide (Accession Number: NM_005963). Purification method: Antigen affinity purified.

Formulation

PBS with 0.02% sodium azide and 50% glycerol pH 7.3.

Storage

Store at -20°C. DO NOT ALIQUOT

Clonality

Polyclonal

Ig Type

Rabbit IgG

Applications

ELISA, IHC, WB


Dilutions

Recommended Dilution:


WB: 1:500-1:5000

IHC: 1:20-1:200

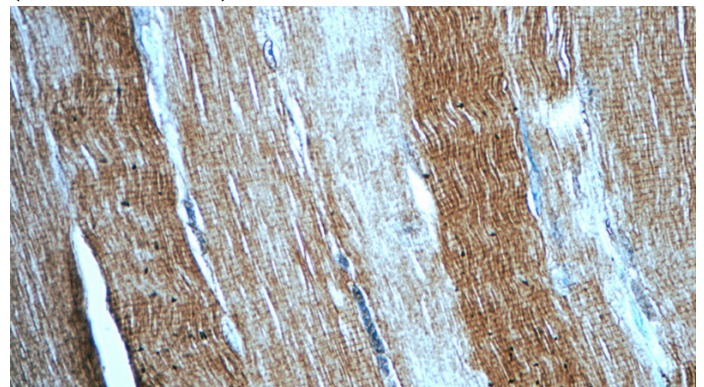
Validations



human skeletal muscle tissue were subjected to SDS PAGE followed by western blot with Catalog No:112927(MYH1 Antibody) at dilution of 1:1000



Immunohistochemistry of paraffin-embedded human skeletal muscle tissue slide using Catalog No:112927(MYH1 Antibody) at dilution of 1:50 (under 10x lens)



Immunohistochemistry of paraffin-embedded human skeletal muscle tissue slide using Catalog No:112927(MYH1 Antibody) at dilution of 1:50 (under 40x lens)