

KCNC4 antibody

Catalog Number: 111927

Product name

KCNC4 antibody

Specificity

Human, Mouse, Rat; other species not tested.

Antibody description

KCNC4 Rabbit Polyclonal antibody. Positive IHC detected in human placenta tissue. Positive WB detected in mouse brain tissue. Observed molecular weight by Western-blot: 100 kDa

Preparation

This antibody was obtained by immunization of KCNC4 recombinant protein (Accession Number: NM_153763). Purification method: Antigen affinity purified.

Formulation

PBS with 0.1% sodium azide and 50% glycerol pH 7.3.

Storage

Store at -20°C. DO NOT ALIQUOT

Clonality

Polyclonal

Ig Type

Rabbit IgG

Applications

ELISA, WB, IHC


Dilutions

Recommended Dilution:

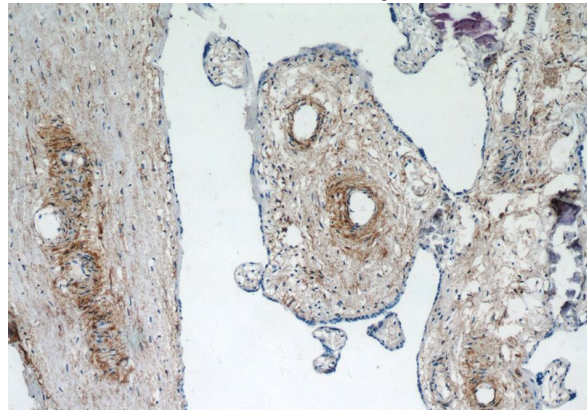
WB: 1:200-1:1000

IHC: 1:50-1:500

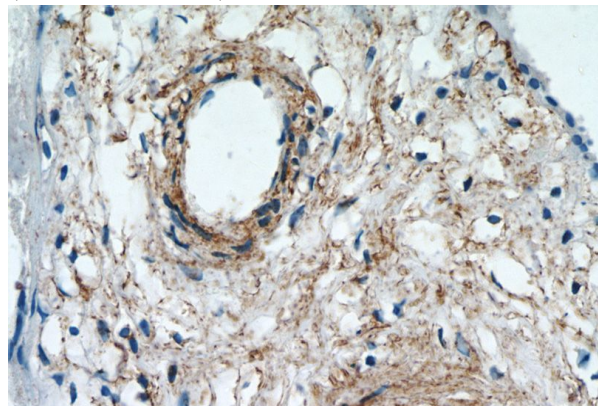
Validations



mouse brain membrane tissue were subjected to SDS PAGE followed by western blot with Catalog No:111927(KCNC4 Antibody) at dilution of 1:300



Immunohistochemistry of paraffin-embedded human placenta tissue slide using Catalog No:111927(KCNC4 Antibody) at dilution of 1:50 (under 10x lens)



Immunohistochemistry of paraffin-embedded human placenta tissue slide using Catalog No:111927(KCNC4 Antibody) at dilution of 1:50 (under 40x lens)