

RAI14 antibody

Catalog Number: 114527

Product name

RAI14 antibody

IP: 1:500-1:5000

IF: 1:10-1:100

Specificity

Human, Mouse, Rat; other species not tested.

Antibody description

RAI14 Rabbit Polyclonal antibody. Positive IP detected in mouse testis tissue. Positive WB detected in HeLa cells, human placenta tissue, mouse testis tissue. Positive IF detected in HeLa cells. Observed molecular weight by Western-blot: 110kd

Preparation

This antibody was obtained by immunization of RAI14 recombinant protein (Accession Number: NM_015577). Purification method: Antigen affinity purified.

Formulation

PBS with 0.02% sodium azide and 50% glycerol pH 7.3.

Storage

Store at -20°C. DO NOT ALIQUOT

Clonality

Polyclonal

Ig Type

Rabbit IgG

Applications


ELISA, WB, IF, IP

Dilutions

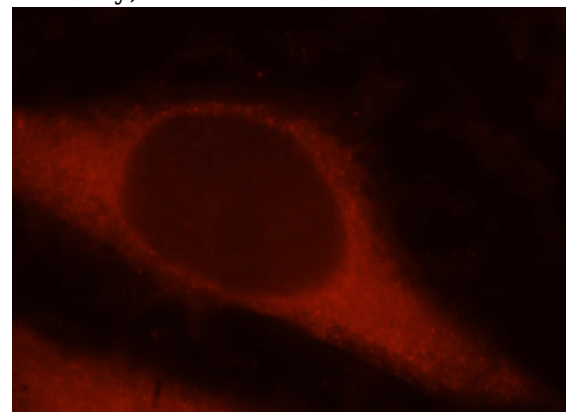
Recommended Dilution:

WB: 1:500-1:5000

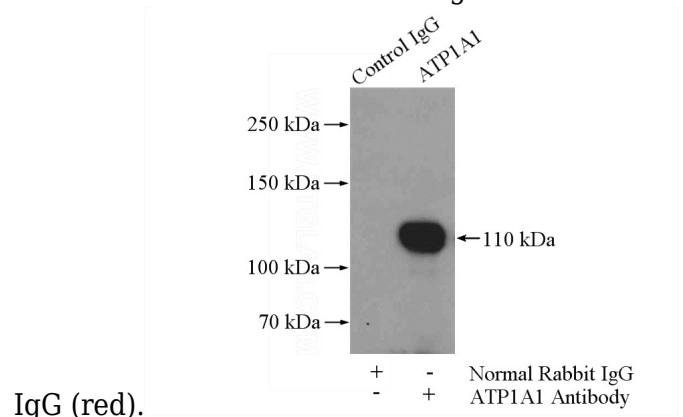
Validations



HeLa cells were subjected to SDS PAGE followed by western blot with Catalog No:114527(RAI14 antibody) at dilution of 1:400



Immunofluorescent analysis of HeLa cells, using RAI14 antibody Catalog No:114527 at 1:25 dilution and Rhodamine-labeled goat anti-rabbit



IgG (red).

IP Result of anti-RAI14 (IP:Catalog No:114527,

RAI14 antibody



Catalog Number: 114527

4ug; Detection:Catalog No:114527 1:1000) with mouse testis tissue lysate 4000ug.