

# Casp7 Polyclonal Antibody

Catalog Number: 162527

## Product name

Casp7 Polyclonal Antibody

## Specificity

Human, Mouse, Rat

## Antibody description

Polyclonal antibody to Casp7

## Preparation

Antigen: Recombinant fusion protein containing a sequence corresponding to amino acids 24-303 of human Casp7 (NP\_001218.1).

## Formulation

PBS with 0.02% sodium azide, 50% glycerol, pH7.3.

## Storage

Store at -20°C. Avoid freeze / thaw cycles.

## Clonality

Polyclonal

## Ig Type

Rabbit IgG

## Applications

WB, IHC, IF

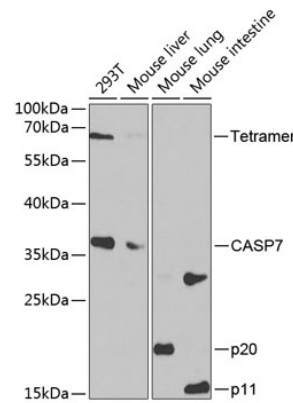
## Dilutions

WB 1:500 - 1:2000

IHC 1:50 - 1:200

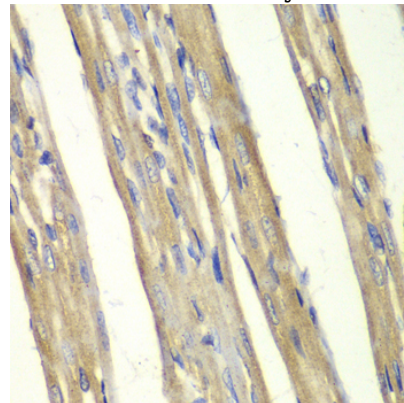
IF 1:50 - 1:200

## Validations



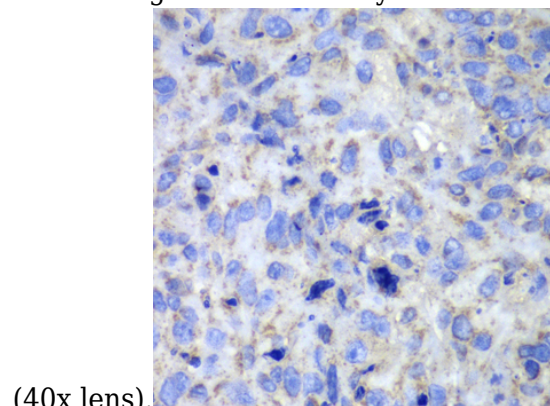
## Western blot - Casp7 Polyclonal Antibody

Western blot analysis of extracts of various cell lines, using CASP7 antibody at 1:1000 dilution. Secondary antibody: HRP Goat Anti-Rabbit IgG (H+L) at 1:10000 dilution. Lysates/proteins: 25ug per lane. Blocking buffer: 3% nonfat dry milk in TBST.



## Immunohistochemistry - Casp7 Polyclonal Antibody

Immunohistochemistry of paraffin-embedded rat heart using CASP7 antibody at dilution of 1:100



(40x lens).

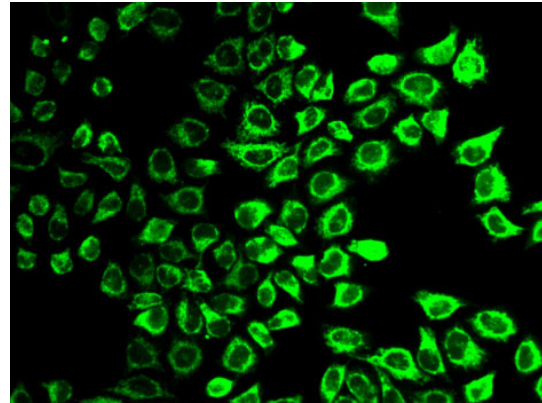
# Casp7 Polyclonal Antibody

Catalog Number: 162527

---

Immunohistochemistry - Casp7 Polyclonal Antibody

Immunohistochemistry of paraffin-embedded human lung cancer using CASP7 antibody at dilution of 1:100 (40x lens).



Immunofluorescence - Casp7 Polyclonal Antibody

Immunofluorescence analysis of HeLa cells using Casp7 antibody .