

FAS/CD95 antibody

Catalog Number: 110527

Product name

FAS/CD95 antibody

WB: 1:500-1:5000

IP: 1:200-1:2000

Specificity


Human; other species not tested.

IHC: 1:20-1:200

Antibody description

FAS/CD95 Rabbit Polyclonal antibody. Positive IP detected in HeLa cells. Positive WB detected in HeLa cells, Jurkat cells. Positive IHC detected in human prostate cancer tissue, human colon cancer tissue. Positive FC detected in Jurkat cells. Observed molecular weight by Western-blot: 38-45 kDa

Validations



Preparation

This antibody was obtained by immunization of FAS/CD95 recombinant protein (Accession Number: NM_000043). Purification method: Antigen affinity purified.

HeLa cells were subjected to SDS PAGE followed by western blot with Catalog No:110527(FAS antibody) at dilution of 1:1000

Formulation

PBS with 0.1% sodium azide and 50% glycerol pH 7.3.

Storage

Store at -20°C. DO NOT ALIQUOT

Clonality

Polyclonal

Ig Type

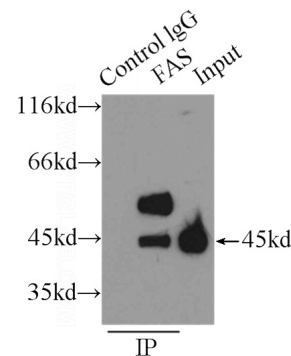
Rabbit IgG

Applications

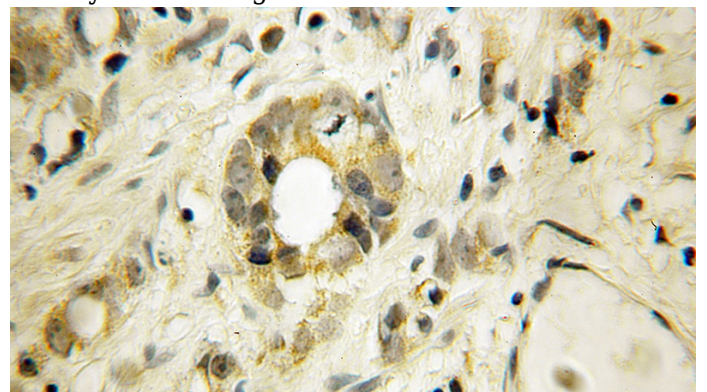
ELISA, WB, IHC, IP, FC

Dilutions

Recommended Dilution:



IP Result of anti-FAS (IP:Catalog No:110527, 3ug; Detection:Catalog No:110527 1:500) with HeLa cells lysate 3000ug.

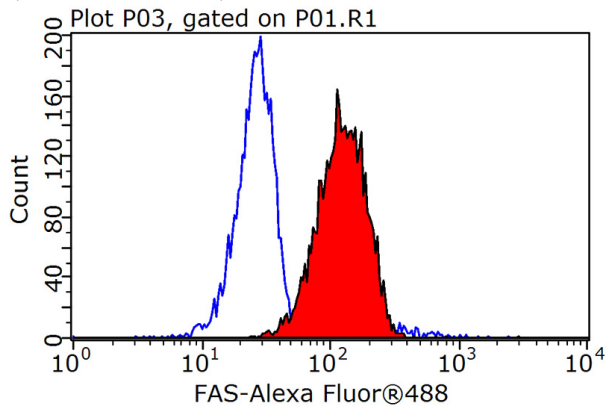


FAS/CD95 antibody



Catalog Number: 110527

Immunohistochemical of paraffin-embedded human prostate cancer using Catalog No:110527(FAS antibody) at dilution of 1:100 (under 10x lens)



1X10⁶ Jurkat cells were stained with 0.2ug FAS antibody (Catalog No:110527, red) and control antibody (blue). Fixed with 90% MeOH blocked with 3% BSA (30 min). Alexa Fluor 488-conjugated AffiniPure Goat Anti-Rabbit IgG(H+L) with dilution 1:1000.