

# CD47 antibody

Catalog Number: 109127

## Product name

CD47 antibody

## Specificity

Human; other species not tested.

## Antibody description

CD47 Rabbit Polyclonal antibody. Positive IHC detected in human ovary tumor tissue. Positive WB detected in Jurkat cells. Observed molecular weight by Western-blot: 47-55 kDa

## Preparation

This antibody was obtained by immunization of CD47 recombinant protein (Accession Number: NM\_198793). Purification method: Antigen affinity purified.

## Formulation

PBS with 0.02% sodium azide and 50% glycerol pH 7.3.

## Storage

Store at -20°C. DO NOT ALIQUOT

## Clonality

Polyclonal

## Ig Type

Rabbit IgG

## Applications

ELISA, WB, IHC


## Dilutions

Recommended Dilution:

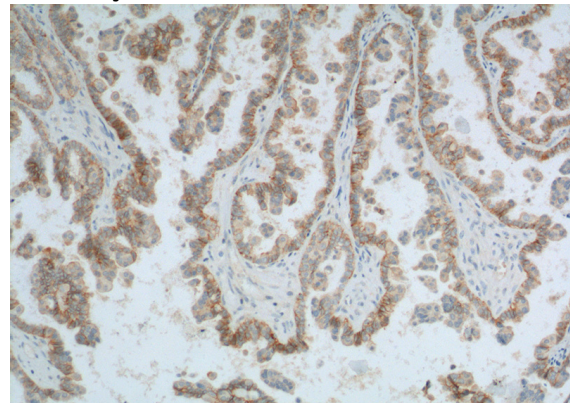
WB: 1:200-1:2000

IHC: 1:50-1:500

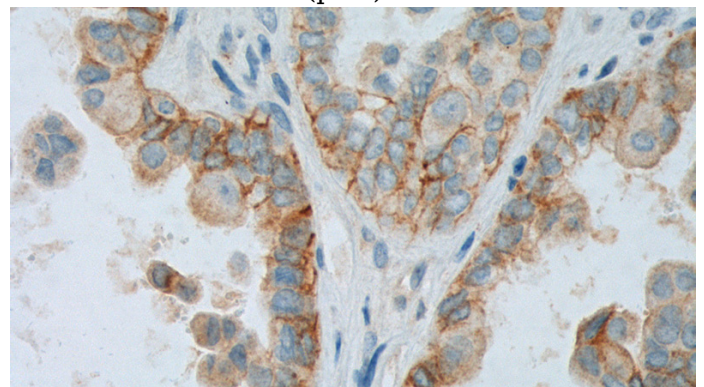
## Validations



Jurkat cells were subjected to SDS PAGE followed by western blot with Catalog No:109127(CD47 antibody) at dilution of 1:500



Immunohistochemistry of paraffin-embedded human ovary tumor tissue slide using Catalog No:109127(CD47 Antibody) at dilution of 1:200 (under 10x lens). heat mediated antigen retrieved with Tris-EDTA buffer(pH9).



Immunohistochemistry of paraffin-embedded human ovary tumor tissue slide using Catalog No:109127(CD47 Antibody) at dilution of 1:200 (under 40x lens). heat mediated antigen retrieved

# CD47 antibody



Catalog Number: 109127

---

with Tris-EDTA buffer(pH9).